



















Worklist: 6810

<u>LAB CASE</u>	<u>ITEM</u>	<u>ITEM TYPE</u>	<u>DESCRIPTION</u>	
M2024-1634	1	BCK	AM 28 Blood Multi-Drug Quant Panel 1 by LC-QQQ	
M2024-1687	1	COBCK	AM 28 Blood Multi-Drug Quant Panel 1 by LC-QQQ	
M2024-1690	1	BCK	AM 28 Blood Multi-Drug Quant Panel 1 by LC-QQQ	
M2024-1706	1	BCK	AM 28 Blood Multi-Drug Quant Panel 1 by LC-QQQ	
P2024-0980	1	BCK	AM 28 Blood Multi-Drug Quant Panel 1 by LC-QQQ	
P2024-1104	1	BCK	AM 28 Blood Multi-Drug Quant Panel 1 by LC-QQQ	
P2024-1367	1	BCK	AM 28 Blood Multi-Drug Quant Panel 1 by LC-QQQ	
P2024-1367	2	BCK	AM 28 Blood Multi-Drug Quant Panel 1 by LC-QQQ	
P2024-1367	3	BCK	AM 28 Blood Multi-Drug Quant Panel 1 by LC-QQQ	
P2024-1367	4	BCK	AM 28 Blood Multi-Drug Quant Panel 1 by LC-QQQ	
P2024-1369	1	BCK	AM 28 Blood Multi-Drug Quant Panel 1 by LC-QQQ	
P2024-1383	1	BCK	AM 28 Blood Multi-Drug Quant Panel 1 by LC-QQQ	
P2024-1384	1	BCK	AM 28 Blood Multi-Drug Quant Panel 1 by LC-QQQ	
P2024-1388	1	BCK	AM 28 Blood Multi-Drug Quant Panel 1 by LC-QQQ	
P2024-1389	1	BCK	AM 28 Blood Multi-Drug Quant Panel 1 by LC-QQQ	
P2024-1393	1	BCK	AM 28 Blood Multi-Drug Quant Panel 1 by LC-QQQ	
P2024-1405	2	BCK	AM 28 Blood Multi-Drug Quant Panel 1 by LC-QQQ	
P2024-1406	1	BCK	AM 28 Blood Multi-Drug Quant Panel 1 by LC-QQQ	
P2024-1429	1	BCK	AM 28 Blood Multi-Drug Quant Panel 1 by LC-QQQ	

AM# 28: Multi-Drug Quantitation by LC-MS/MS

8C

Extraction Date: 05/10/2024

Analyst: Sarah Collins

Plate lot#: 231215

Plate Retest Date: 06/15/2024

Mobile phase A: 5mM Amm Form + 0.01% FA

Mobile phase B: 0.01% Formic Acid in MeOH

Blank Blood Lot: 23A52595

Blank Urine Lot: N/A

Column: Agilent 120 EC-C18 (2.1x 100-2.7um)

LCMS-QQQ ID: 069901

Pre-Analytic:

- 1. Check levels of mobile phases and needle wash refill as needed. Ensure waste is not full.
- 2. Ensure correct column is installed and begin mobile phase flow allow to equilibrate ~ 30 minutes.
- 3. Create worklist

Analytic:

- 1. Remove standards, plate, controls, and samples from cold storage. Allow to reach room temperature.
- 2. **Urine Hydrolysis: In blank well, add 250µL urine, 40µL BG Turbo, and 100µL Instant Buffer I. Place on plate shaker for 5 minutes.**
- 3. Using a calibrated pipette, pipette 250µL blood or 250µL hydrolyzed urine in wells of analytical (standards) plate. Pipette ID: #42
- 4. Place on shaking incubator at ambient temp., 900rpm for 15 minutes.
- 5. Pipette **250µL 0.5M ammonium hydroxide** in wells of analytical plate.
- 6. Place on shaking incubator at ambient temp., 900rpm for 15 minutes.
- 7. Transfer **300µL of blood+base/urine+base** mixture to corresponding wells of SLE+ plate.
- 8. Apply positive pressure for approx. 10-15 seconds (or until no liquid remains on top of sorbent). **(Load at 85-100 PSI- Selector to the right)**
- 9. Wait 5 minutes.
- 10. Add **900uL ethyl acetate.**
- 11. Wait 5 minutes.
- 12. Apply positive pressure for approx. 15 seconds. **(10-15 PSI- Selector to the left).**
- 13. Add **900uL ethyl acetate.**
- 14. Wait 5 minutes.
- 15. Apply positive pressure for approx. 15 seconds. **(10-15 PSI- Selector to the left).**
- 16. Remove plate containing eluate. Place on SPE Dry and evaporate to dryness at approx. 35°C.
- 17. Add 50µL 1% HCl in MeOH to wells and place plate cover on plate before drying. This step is required for urine samples, but optional for blood samples.
- 18. Reconstitute in 100µL 20% LC MeOH and heat seal plate with foil. Place in autosampler and run worklist.

Post-Analytic

- 1. Create batch and process data.
- 2. Make necessary changes to integration limits
- 3. Integration linear and R² values ≥0.98 for each analyte.
- 4. For unknown samples and controls: response ratio within 20% of average of controls and standards, RT within +/- 5% (tramadol RT +/-2%), S/N for primary transition >10 and secondary transitions >5.
- 5. Did all QCs pass for each analyte? Yes, see comments Add Control data to QC tracking spreadsheet.
- 6. Central File Packet to include: LIMS Worklist, Method Checklist, Calibration and Control Reports.

COMMENTS:

Compounds Evaluated and Curve Range Limits:

Alpha-PHP

Alprazolam

Amphetamine 5-500 dropped cal 8 due to accuracy

Benzoylcegonine

Bromazolam

Buprenorphine

Citalopram

Codeine

Dextromethorphan

Diphenhydramine evaluated qualitative due to QC 100 accuracy out

Fentanyl 1-100 dropped cal 1 due to ratio

Fluorofentanyl 0.5-50 dropped cal 8 due to accuracy

Fluoxetine

Ketamine 5-500 dropped cal 8 due to accuracy

Lorazepam

Methamphetamine

Mirtazapine 5-250 dropped cal 7 and 8 due to accuracy

Mitragynine

Morphine

Norbuprenorphine 2.5-100 dropped cal 1 and 2 due to ratio

Norfentanyl

Olanzapine

Pseudoephedrine

Quetiapine

Sertaline

Trazodone

Xylazine

8C

	1	2	3	4	5	6	7	8	9	10	11	12
A	IS + Cal. 1	IS + QC_1							p2024-1405-2	p2024-1367-3	m2024-1634-1	IS + Cal. 8
B	IS + Cal. 2	IS + QC_2							p2024-1389-1	p2024-1383-1	m2024-1687-1	IS + Cal. 7
C	IS + Cal. 3	IS + QC_3							p2024-1393-1 blanks start	p2024-1367-2	negative blood	IS + Cal. 6
D	IS + Cal. 4	IS + QC_4							p2024-1367-4	m2024-1690-1	IS + QC_2	IS + Cal. 5
E	IS + Cal. 5	IS + QC_2							p2024-1369-1	p2023-1367-1	IS + QC_4	IS + Cal. 4
F	IS + Cal. 6								p2024-1388-1	p2024-1104-1	IS + QC_3	IS + Cal. 3
G	IS + Cal. 7								p2024-1406-1	p2024-0980-1	IS + QC_2	IS + Cal. 2
H	IS + Cal. 8							p2024-1429-1	p2024-1384-1	m2024-1706-1	IS + QC_1	IS + Cal. 1

All wells to contain 60 µl of Trapping Solution

SC



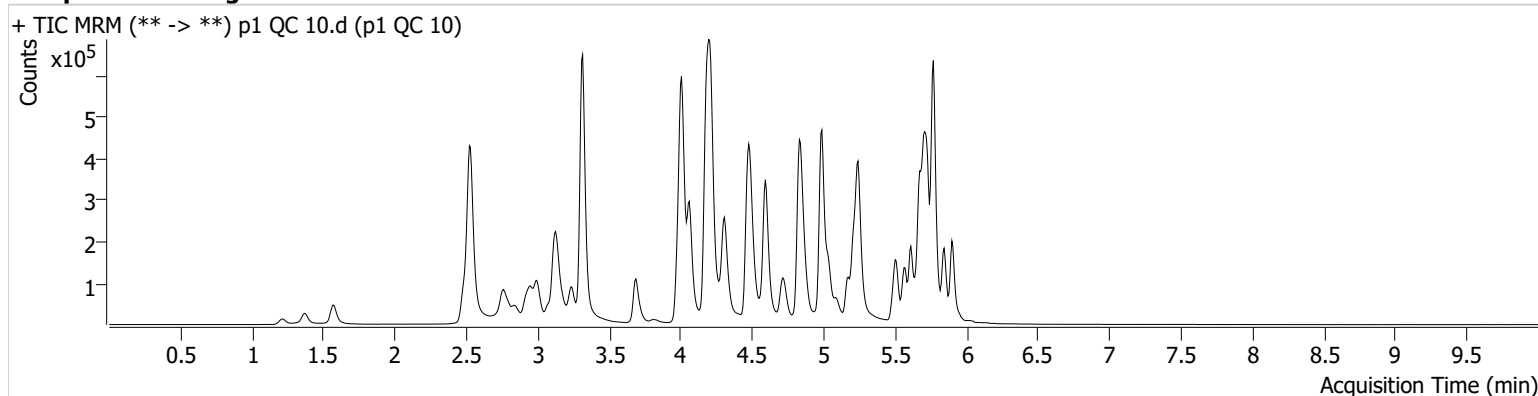
AM #28 Multi-Drug Quant. Results

Batch results D:\MassHunter\Data\2024\AM 27 28\051024 AM 27 28 SC\QuantResults\AM 28 casework.batch.bin
Calibration Last Update 5/14/2024 2:02:37 PM

Instrument Falco (069901) **Data File** p1 QC 10.d
Type QC **Sample** p1 QC 10
Acq. Method AM 28 MDQ P1.m **Operator** Sarah Collins
Sample Position P2-H11 **Comment**
Injection Volume 2
Acq. Date-Time 5/10/2024 9:50:22 PM
Sample Info.

Only drugs and concentrations listed on the laboratory report itself are appropriate to be used for interpretation purposes. Any drugs or values included in the notes but not included on the report are used by laboratory personnel to make determinations/reach conclusions within the confines of the methods.

Sample Chromatogram



Name	RT	Resp.	S/N	Ratio	S/N	ISTD Resp.	Final Conc.
alpha-PHP	4.881	27144	262.65	260.2	5959.23	481687	9.7272 ng/ml
Alprazolam	5.728	85171	420.02	111.0	458.89	380782	9.5564 ng/ml
Amphetamine	2.999	112441	301.56	49.8	1400.60	172994	9.6552 ng/ml
Benzoyllecgonine	3.835	3987	300.58	38.5	86.16	15073	9.3621 ng/ml
Bromazolam	5.766	43983	1260.98	116.4	64948.10	204911	9.7478 ng/ml
Buprenorphine	5.751	1002	150.38	14.0	132.27	40799	1.0151 ng/ml
Citalopram	5.173	42774	62.03	34.2	442.91	204716	9.3192 ng/ml
Codeine	2.535	11556	156.87	102.1	325.06	63070	9.5930 ng/ml
Dextromethorphan	5.230	20300	51168.43	89.1	91.25	107806	9.6095 ng/ml
Diphenhydramine	5.244	117162	232.13	28.4	302.16	704951	8.2935 ng/ml
Fentanyl	5.049	1919	131.45	64.0	∞	99776	1.0723 ng/ml
Fluorofentanyl	5.103	3802	336.70	46.2	214.57	740	1.0025 ng/ml
Fluoxetine	5.666	11070	236.57	6.5	36.14	40885	10.2791 ng/ml
Ketamine	4.001	91252	11782.98	36.2	140.46	385149	9.6671 ng/ml
Lorazepam	5.706	66314	582.81	54.8	169.16	499579	10.8460 ng/ml
Methamphetamine	3.175	60237	172.28	38.3	103.06	226394	9.5519 ng/ml
Mirtazapine	4.580	97359	735.37	54.4	745.14	481687	8.9995 ng/ml
Mitragynine	5.177	9681	86.79	36.4	1548.75	261336	9.3266 ng/ml
Morphine	1.220	6082	13146.48	25.6	98.87	10180	9.3469 ng/ml
Norfentanyl	4.028	18918	826.05	38.3	63.68	873254	0.9977 ng/ml
Olanzapine	4.407	7953	29.91	55.8	85.69	18737	9.5109 ng/ml
Pseudoephedrine	2.538	231216	4307.04	17.3	2195.36	1074151	9.5995 ng/ml
Quetiapine	5.505	75139	3549.57	53.8	218.27	101244	9.6306 ng/ml
Sertraline	5.735	3902	55.21	95.0	428.38	17509	9.6173 ng/ml
Trazodone	5.088	63245	2648.48	59.9	709.32	197816	9.6990 ng/ml
Xylazine	4.035	54095	284.22	40.1	177.67	276339	9.6711 ng/ml

SC



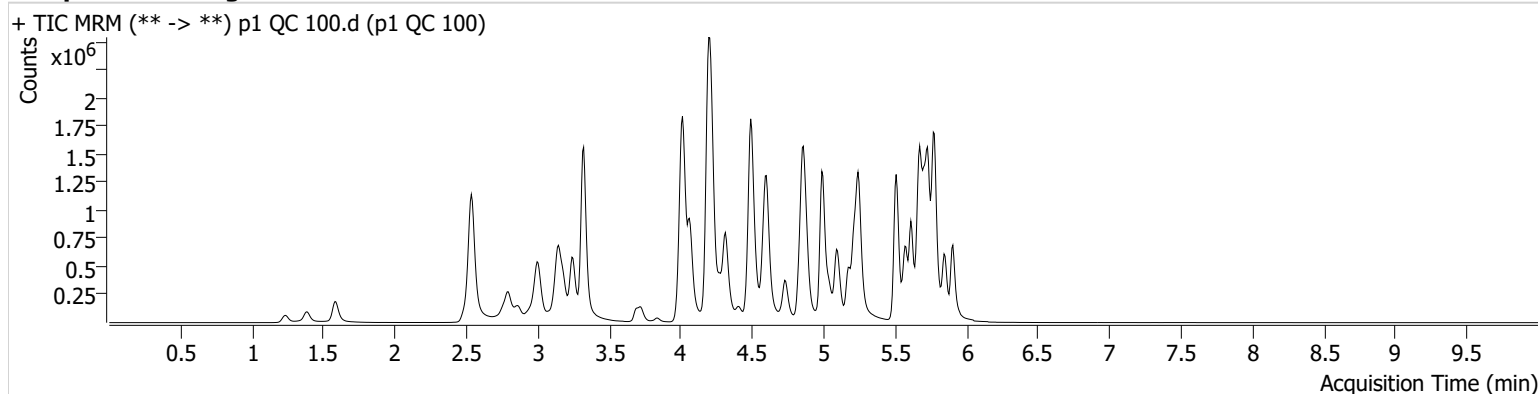
AM #28 Multi-Drug Quant. Results

Batch results D:\MassHunter\Data\2024\AM 27 28\051024 AM 27 28 SC\QuantResults\AM 28 casework.batch.bin
Calibration Last Update 5/14/2024 2:02:37 PM

Instrument Falco (069901) **Data File** p1 QC 100.d
Type QC **Sample** p1 QC 100
Acq. Method AM 28 MDQ P1.m **Operator** Sarah Collins
Sample Position P2-G11 **Comment**
Injection Volume 2
Acq. Date-Time 5/11/2024 3:30:18 AM
Sample Info.

Only drugs and concentrations listed on the laboratory report itself are appropriate to be used for interpretation purposes. Any drugs or values included in the notes but not included on the report are used by laboratory personnel to make determinations/reach conclusions within the confines of the methods.

Sample Chromatogram



Name	RT	Resp.	S/N	Ratio	S/N	ISTD Resp.	Final Conc.
alpha-PHP	4.881	256241	3929.91	260.3	15680.71	440764	97.2406 ng/ml
Alprazolam	5.728	878910	1053.79	107.9	682.62	359793	98.1668 ng/ml
Amphetamine	3.006	862725	8467.35	46.3	9179.85	141406	99.0526 ng/ml
Benzoylcegonine	3.835	39895	333.48	37.2	477.84	14730	92.4352 ng/ml
Bromazolam	5.766	379501	165.12	117.5	6844.56	182001	95.5551 ng/ml
Buprenorphine	5.751	13548	5991.79	14.9	208.41	54450	9.9977 ng/ml
Citalopram	5.173	563931	603.76	34.4	2314.11	261130	92.1740 ng/ml
Codeine	2.542	114144	195.30	99.5	1803.32	63097	103.6711 ng/ml
Dextromethorphan	5.230	298914	1984.77	83.8	199.07	157777	93.1244 ng/ml
Diphenhydramine	5.251	1403763	16372.99	29.8	52689.40	867345	77.2885 ng/ml
Fentanyl	5.049	37889	110.69	79.2	14877.37	212242	9.5300 ng/ml
Fluorofentanyl	5.103	92446	1937.17	39.3	6973.48	1441	11.8534 ng/ml
Fluoxetine	5.666	409077	792.74	7.9	639.87	157017	95.3764 ng/ml
Ketamine	4.001	865191	547.75	35.6	339.93	385072	96.3215 ng/ml
Lorazepam	5.699	386530	7240.85	54.7	832.76	349360	96.4789 ng/ml
Methamphetamine	3.182	642311	1763.10	38.0	1089.90	270110	99.7550 ng/ml
Mirtazapine	4.580	1196168	152889.12	52.5	423.73	440764	114.0023 ng/ml
Mitragynine	5.184	162365	142310.03	35.1	754.25	367871	115.9659 ng/ml
Morphine	1.233	63268	1571.69	25.2	2574.06	10285	95.9335 ng/ml
Norbuprenorphine	4.944	2129	20.10	109.5	4065.16	12800	9.1262 ng/ml
Norfentanyl	4.035	189928	11404.62	37.1	1961.40	857770	9.2530 ng/ml
Olanzapine	4.407	164383	550.04	53.7	535.59	39766	89.9327 ng/ml
Pseudoephedrine	2.545	2063871	43113.65	16.9	29475.43	919445	94.0309 ng/ml
Quetiapine	5.505	931160	42742.31	57.1	404662.32	127269	102.8854 ng/ml
Sertraline	5.735	145135	5430.32	97.4	637.49	66822	94.5077 ng/ml
Trazodone	5.088	1023744	155.37	59.7	319208.22	313798	100.5000 ng/ml
Xylazine	4.035	575389	26670.97	45.3	1293.43	286741	94.1330 ng/ml

SC



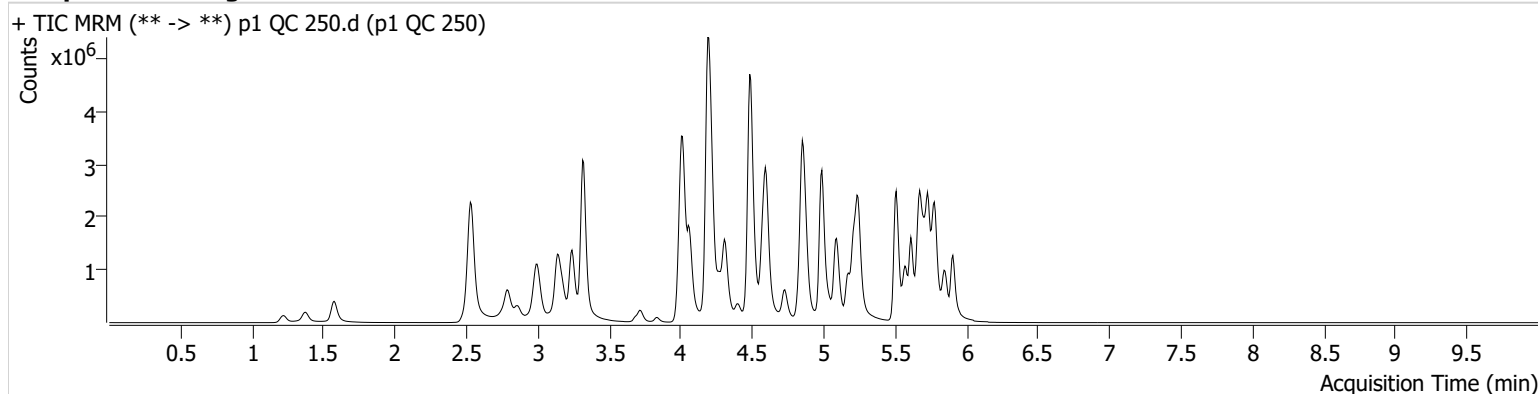
AM #28 Multi-Drug Quant. Results

Batch results D:\MassHunter\Data\2024\AM 27 28\051024 AM 27 28 SC\QuantResults\AM 28 casework.batch.bin
Calibration Last Update 5/14/2024 2:02:37 PM

Instrument Falco (069901) **Data File** p1 QC 250.d
Type QC **Sample** p1 QC 250
Acq. Method AM 28 MDQ P1.m **Operator** Sarah Collins
Sample Position P2-F11 **Comment**
Injection Volume 2
Acq. Date-Time 5/10/2024 10:11:38 PM
Sample Info.

Only drugs and concentrations listed on the laboratory report itself are appropriate to be used for interpretation purposes. Any drugs or values included in the notes but not included on the report are used by laboratory personnel to make determinations/reach conclusions within the confines of the methods.

Sample Chromatogram



Name	RT	Resp.	S/N	Ratio	S/N	ISTD Resp.	Final Conc.
alpha-PHP	4.881	571671	2298.92	260.1	64800.85	391772	243.5673 ng/ml
Alprazolam	5.728	1889680	2174.90	106.8	6371.70	306865	246.5141 ng/ml
Amphetamine	2.999	1858950	13931.74	45.7	191.96	137044	221.4547 ng/ml
Benzoylcegonine	3.835	108418	1485.70	36.9	222.11	14567	253.3582 ng/ml
Bromazolam	5.766	707849	715730.00	118.3	692116.24	140342	231.2768 ng/ml
Buprenorphine	5.751	25896	357.54	13.8	3332.91	42314	24.5459 ng/ml
Citalopram	5.166	1253277	942.87	34.3	467.32	232026	229.8754 ng/ml
Codeine	2.535	239216	396.32	100.2	1516.11	56551	243.7680 ng/ml
Dextromethorphan	5.223	588500	654.08	82.8	70150.09	123601	233.4422 ng/ml
Diphenhydramine	5.244	3184638	80217.43	30.3	6767.06	756179	200.4798 ng/ml
Fentanyl	5.049	66070	138910.95	75.5	409.21	142391	24.6886 ng/ml
Fluorofentanyl	5.103	134044	231.90	39.9	4377.75	1031	23.9636 ng/ml
Fluoxetine	5.666	356164	886.61	7.4	15415.52	57513	226.1434 ng/ml
Ketamine	3.994	1888822	5155.15	35.8	531.29	349693	232.3255 ng/ml
Lorazepam	5.699	519519	528.96	55.9	1792.53	207576	219.2916 ng/ml
Methamphetamine	3.175	982164	723.20	38.0	6373.21	176805	235.4557 ng/ml
Mirtazapine	4.573	2920063	12442.47	51.8	373432.54	391772	312.1418 ng/ml
Mitragynine	5.177	291659	165181.21	33.7	95887.90	308553	248.8655 ng/ml
Morphine	1.220	152854	2330.41	24.7	261.01	9390	253.8084 ng/ml
Norbuprenorphine	4.938	4857	67.39	95.0	209.84	10704	26.3805 ng/ml
Norfentanyl	4.028	446859	46340.17	37.0	319.43	746978	24.8250 ng/ml
Olanzapine	4.400	458139	3881.69	53.8	565.68	39690	250.5688 ng/ml
Pseudoephedrine	2.538	5207291	871.89	16.8	205.21	900614	241.1921 ng/ml
Quetiapine	5.505	2422732	411.72	59.3	1196388.50	140674	243.3967 ng/ml
Sertraline	5.735	112282	869.89	96.5	250.59	20770	235.3574 ng/ml
Trazodone	5.088	2624272	63708.38	62.7	187447.50	331697	243.9570 ng/ml
Xylazine	4.028	1352520	9919.19	47.8	4019.08	260695	242.5202 ng/ml

SC



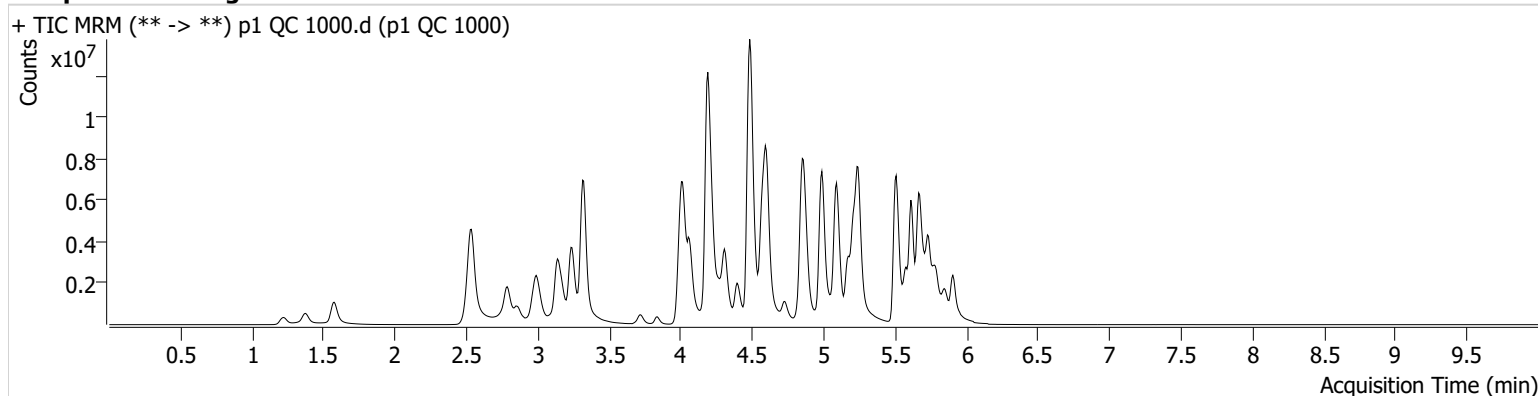
AM #28 Multi-Drug Quant. Results

Batch results D:\MassHunter\Data\2024\AM 27 28\051024 AM 27 28 SC\QuantResults\AM 28 casework.batch.bin
Calibration Last Update 5/14/2024 2:02:37 PM

Instrument Falco (069901) **Data File** p1 QC 1000.d
Type QC **Sample** p1 QC 1000
Acq. Method AM 28 MDQ P1.m **Operator** Sarah Collins
Sample Position P2-E11 **Comment**
Injection Volume 2
Acq. Date-Time 5/10/2024 10:32:52 PM
Sample Info.

Only drugs and concentrations listed on the laboratory report itself are appropriate to be used for interpretation purposes. Any drugs or values included in the notes but not included on the report are used by laboratory personnel to make determinations/reach conclusions within the confines of the methods.

Sample Chromatogram



Name	RT	Resp.	S/N	Ratio	S/N	ISTD Resp.	Final Conc.
alpha-PHP	4.881	1442807	20619.74	258.2	47606.70	226182	1063.6494 ng/ml
Alprazolam	5.734	3449115	465.12	105.5	1022.53	141150	976.3466 ng/ml
Amphetamine	2.999	3673322	62536.47	45.6	218.69	85513	703.4825 ng/ml
Benzoylcegonine	3.835	450691	594.31	36.5	3091.95	14373	1066.2921 ng/ml
Bromazolam	5.766	1163138	686964.48	118.3	403893.23	61843	862.6908 ng/ml
Buprenorphine	5.751	77602	3595.80	15.1	20906.28	31948	97.3296 ng/ml
Citalopram	5.166	4920671	735.73	33.6	1294.97	204198	1024.0100 ng/ml
Codeine	2.535	558459	755.05	95.8	98.65	37530	860.0454 ng/ml
Dextromethorphan	5.223	2257212	852.92	79.9	294.49	118777	930.5672 ng/ml
Diphenhydramine	5.244	12313756	70624.60	29.6	228.27	695254	841.8322 ng/ml
Fentanyl	5.049	407166	242.48	72.4	271553.06	203523	106.2777 ng/ml
Fluorofentanyl	5.103	787118	12800.34	41.1	345.49	1184	122.3073 ng/ml
Fluoxetine	5.666	1828039	19328.18	7.7	7302.63	70448	946.2774 ng/ml
Ketamine	3.987	4406442	680.52	34.9	462.88	254219	746.7538 ng/ml
Lorazepam	5.699	718886	23854.02	55.9	4455.08	58898	1072.6523 ng/ml
Methamphetamine	3.175	2234468	18830.02	37.4	8266.19	109861	866.9102 ng/ml
Mirtazapine	4.573	10322358	209559.46	50.3	406.97	226182	1908.4214 ng/ml
Mitragynine	5.184	1197409	2749921.25	35.0	856.82	323969	974.3934 ng/ml
Morphine	1.220	428873	219.60	27.6	3988.50	7194	929.4964 ng/ml
Norbuprenorphine	4.944	18753	20695.42	98.9	32384.97	11246	99.2356 ng/ml
Norfentanyl	4.035	734346	848.46	43.9	7506.76	288992	105.1163 ng/ml
Olanzapine	4.393	3176047	2464.95	57.6	2040.66	74031	930.4616 ng/ml
Pseudoephedrine	2.538	13682996	269889.14	16.3	218652.31	552926	1030.1841 ng/ml
Quetiapine	5.505	8187133	1604.55	60.9	1948.63	138761	836.0216 ng/ml
Sertraline	5.735	487383	2286.31	95.1	47399.91	24367	871.0745 ng/ml
Trazodone	5.088	11333532	322936.80	68.9	330929.54	415567	841.3580 ng/ml
Xylazine	4.021	4112239	128161.66	50.3	4475.06	195803	980.0939 ng/ml

SC



AM #28 Multi-Drug Quant. Results

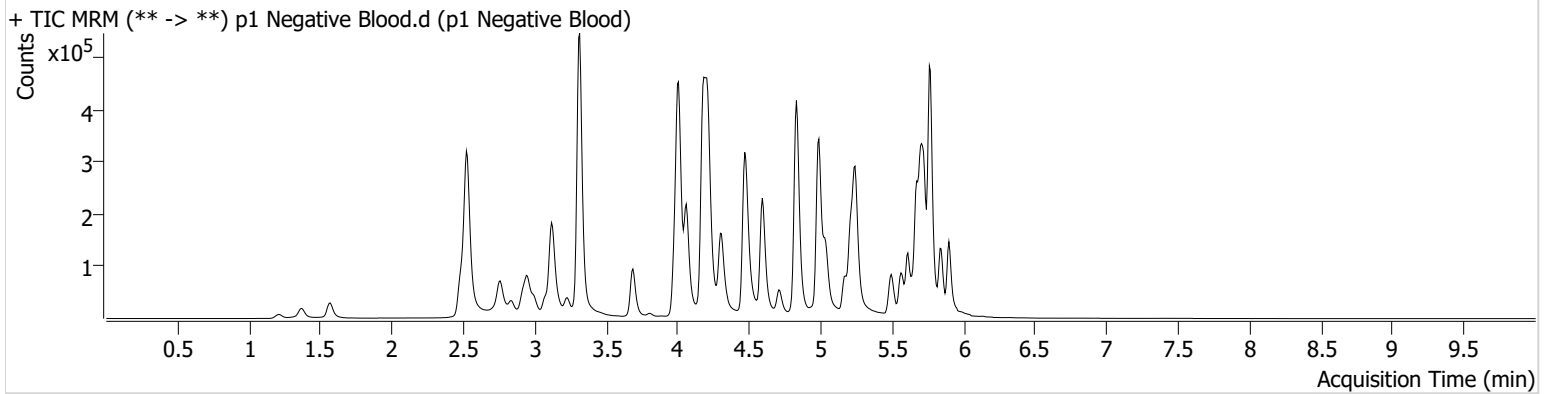
Batch results D:\MassHunter\Data\2024\AM 27 28\051024 AM 27 28 SC\QuantResults\AM 28 casework.batch.bin
Calibration Last Update 5/14/2024 2:02:37 PM

Instrument Falco (069901)
Type Sample
Acq. Method AM 28 MDQ P1.m
Sample Position P2-C11
Injection Volume 2
Acq. Date-Time 5/10/2024 10:54:07 PM
Sample Info.

Data File p1 Negative Blood.d
Sample p1 Negative Blood
Operator Sarah Collins
Comment

Only drugs and concentrations listed on the laboratory report itself are appropriate to be used for interpretation purposes. Any drugs or values included in the notes but not included on the report are used by laboratory personnel to make determinations/reach conclusions within the confines of the methods.

Sample Chromatogram



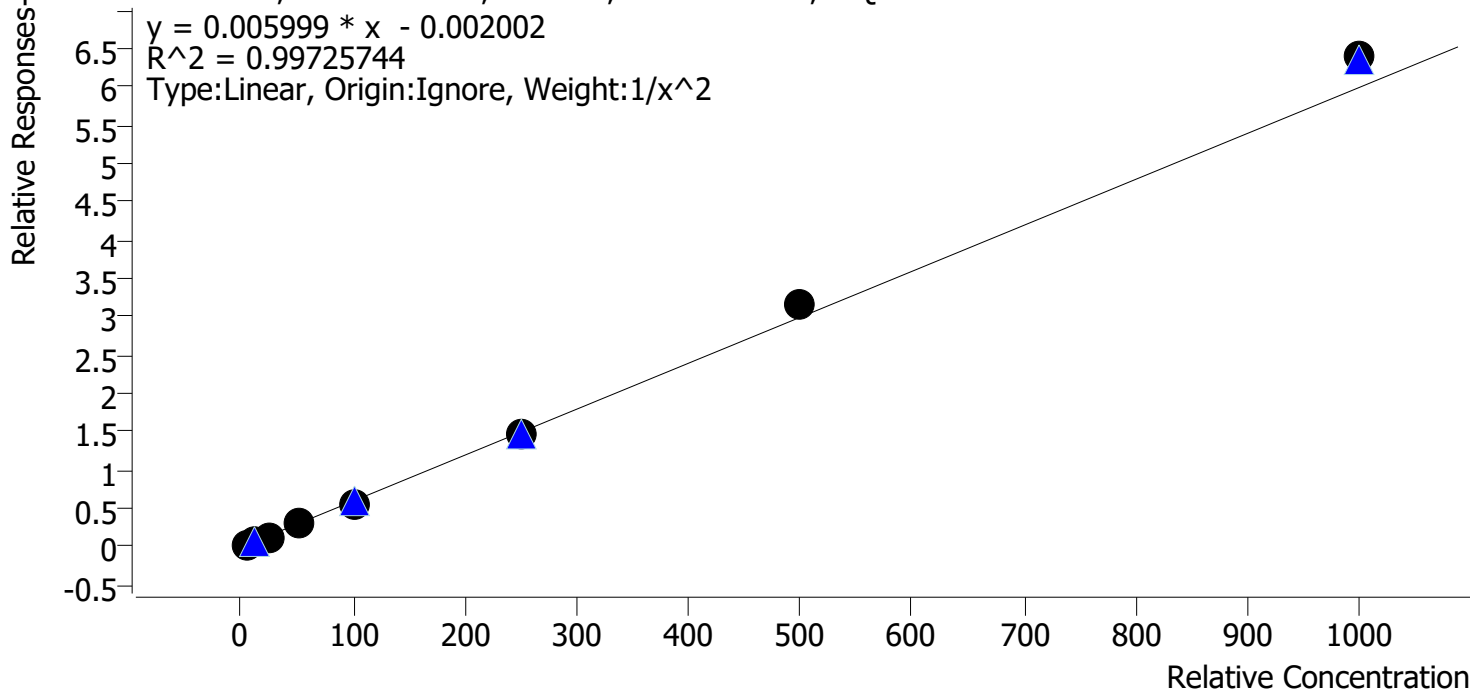
SC



AM #28 Multi-Drug Quant. Calibration Curve Report

Batch results D:\MassHunter\Data\2024\AM 27 28\051024 AM 27 28 SC\QuantResults\AM 28 casework.batch.bin
Last Cal. Update 5/14/2024 2:02 PM
Analyst Name ISP\datastor
Analyte alpha-PHP **Internal Standard** alpha-PVP-D8

alpha-PHP - 8 Levels, 8 Levels Used, 8 Points, 8 Points Used, 4 QCs



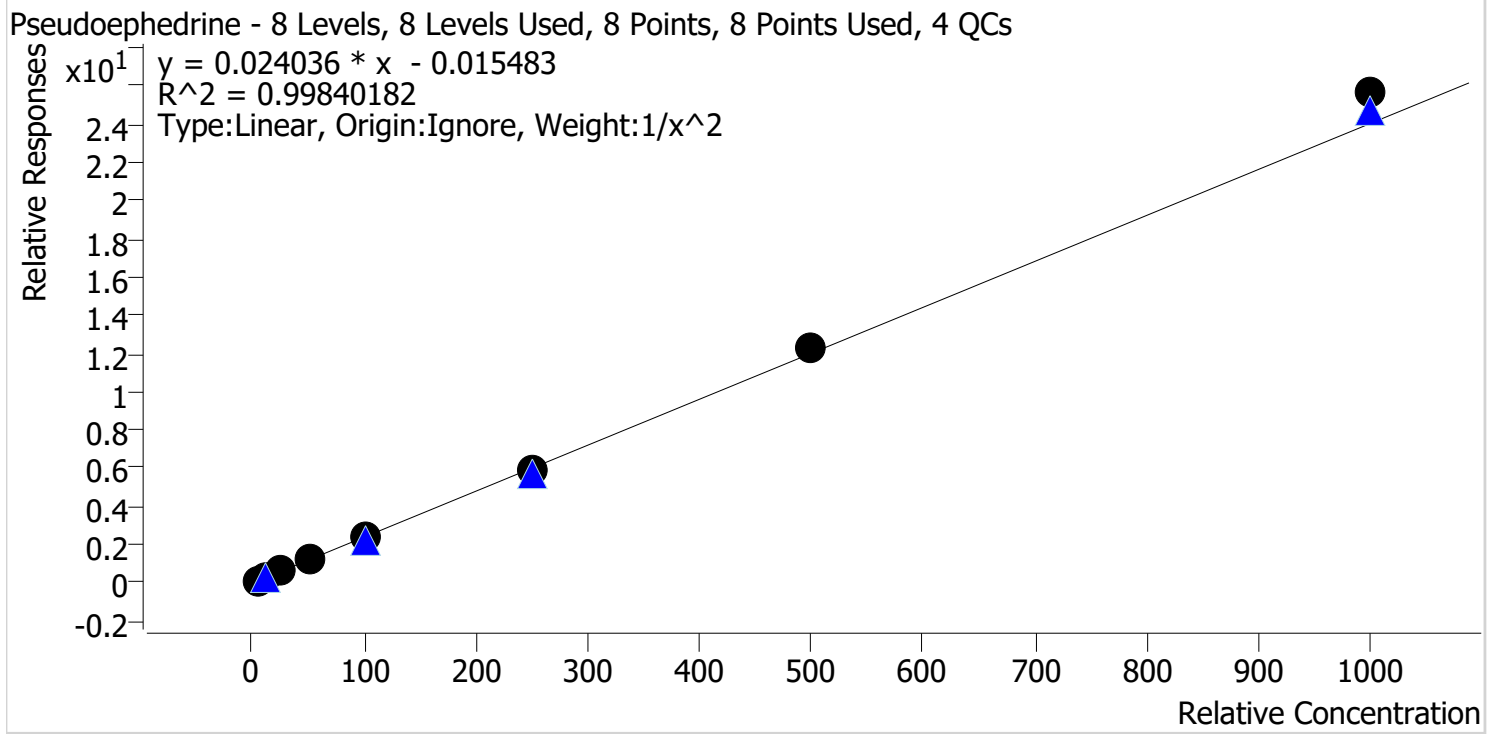
Sample	Level	Enabled	Expected Concentration	Final Concentration	Accuracy
p1 Cal 1-5ng	1	✓	5.0	5.0	100.7
p1 Cal 2-10ng	2	✓	10.0	10.2	101.6
p1 Cal 3 -25ng	3	✓	25.0	23.6	94.5
p1 Cal 4-50ng	4	✓	50.0	49.2	98.4
p1 Cal 5-100ng	5	✓	100.0	94.7	94.7
p1 Cal 6-250ng	6	✓	250.0	244.6	97.8
p1 Cal 7-500ng	7	✓	500.0	527.9	105.6
p1 Cal 8-1000ng	8	✓	1000.0	1067.2	106.7

SC



AM #28 Multi-Drug Quant. Calibration Curve Report

Batch results D:\MassHunter\Data\2024\AM 27 28\051024 AM 27 28 SC\QuantResults\AM 28 casework.batch.bin
Last Cal. Update 5/14/2024 2:02 PM
Analyst Name ISP\datastor
Analyte Pseudoephedrine **Internal Standard** Pseudoephedrine-D3



Sample	Level	Enabled	Expected Concentration	Final Concentration	Accuracy
p1 Cal 1-5ng	1	✓	5.0	5.1	102.3
p1 Cal 2-10ng	2	✓	10.0	9.7	97.0
p1 Cal 3 -25ng	3	✓	25.0	24.3	97.2
p1 Cal 4-50ng	4	✓	50.0	49.1	98.3
p1 Cal 5-100ng	5	✓	100.0	96.9	96.9
p1 Cal 6-250ng	6	✓	250.0	248.9	99.5
p1 Cal 7-500ng	7	✓	500.0	510.1	102.0
p1 Cal 8-1000ng	8	✓	1000.0	1067.3	106.7

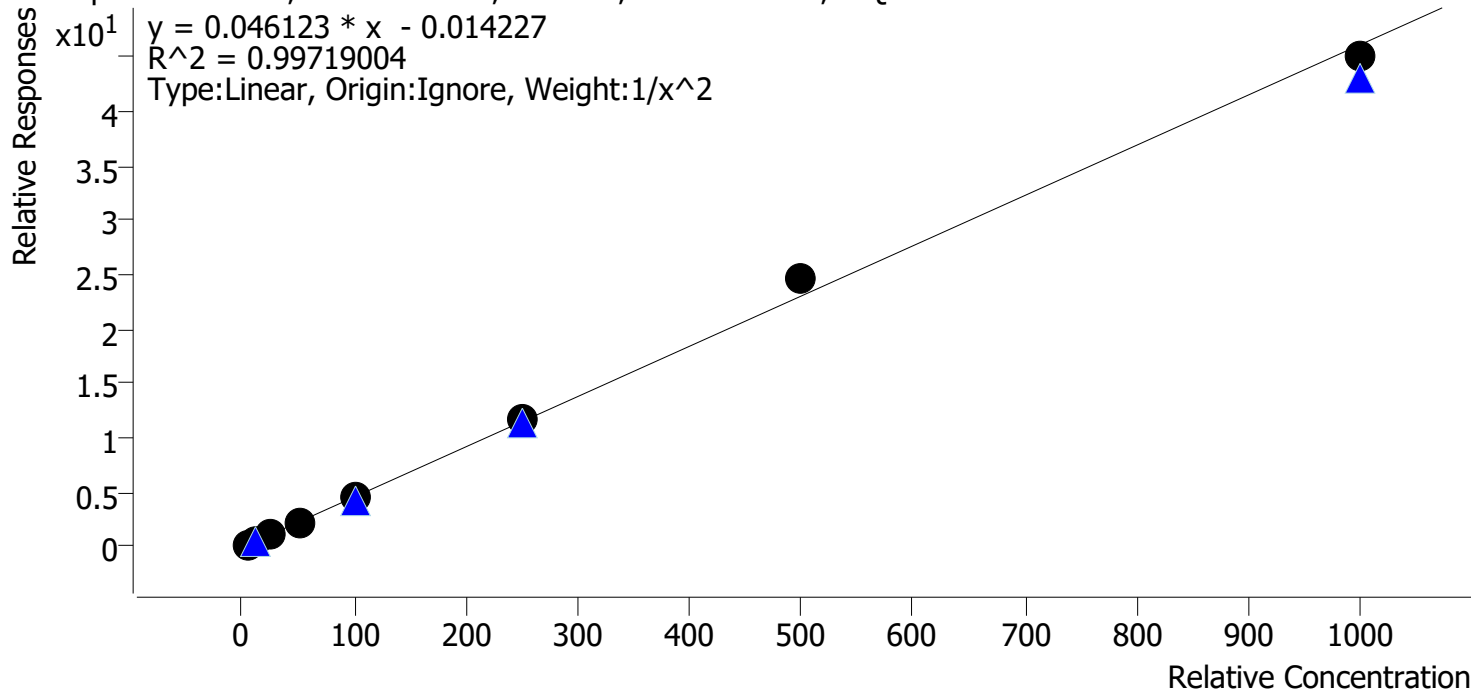
SC



AM #28 Multi-Drug Quant. Calibration Curve Report

Batch results D:\MassHunter\Data\2024\AM 27 28\051024 AM 27 28 SC\QuantResults\AM 28 casework.batch.bin
Last Cal. Update 5/14/2024 2:02 PM
Analyst Name ISP\datastor
Analyte Olanzapine **Internal Standard** Olanzapine-D8

Olanzapine - 8 Levels, 8 Levels Used, 8 Points, 8 Points Used, 4 QCs



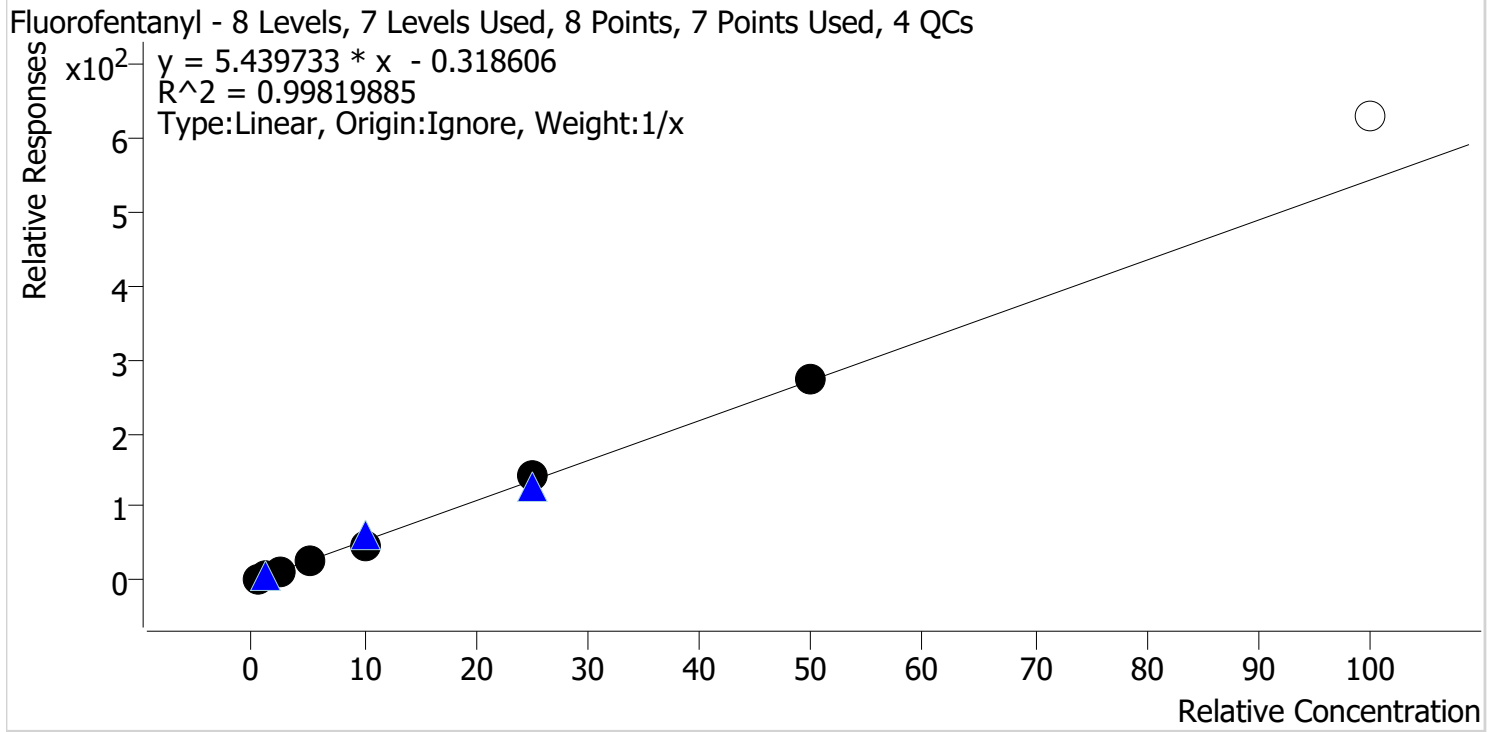
Sample	Level	Enabled	Expected Concentration	Final Concentration	Accuracy
p1 Cal 1-5ng	1	✓	5.0	5.1	102.9
p1 Cal 2-10ng	2	✓	10.0	9.7	96.9
p1 Cal 3 -25ng	3	✓	25.0	22.9	91.5
p1 Cal 4-50ng	4	✓	50.0	51.5	103.1
p1 Cal 5-100ng	5	✓	100.0	100.0	100.0
p1 Cal 6-250ng	6	✓	250.0	254.0	101.6
p1 Cal 7-500ng	7	✓	500.0	532.1	106.4
p1 Cal 8-1000ng	8	✓	1000.0	976.4	97.6

SC



AM #28 Multi-Drug Quant. Calibration Curve Report

Batch results D:\MassHunter\Data\2024\AM 27 28\051024 AM 27 28 SC\QuantResults\AM 28 casework.batch.bin
Last Cal. Update 5/14/2024 2:02 PM
Analyst Name ISP\datastor
Analyte Fluorofentanyl **Internal Standard** Fluorofentanyl-D5



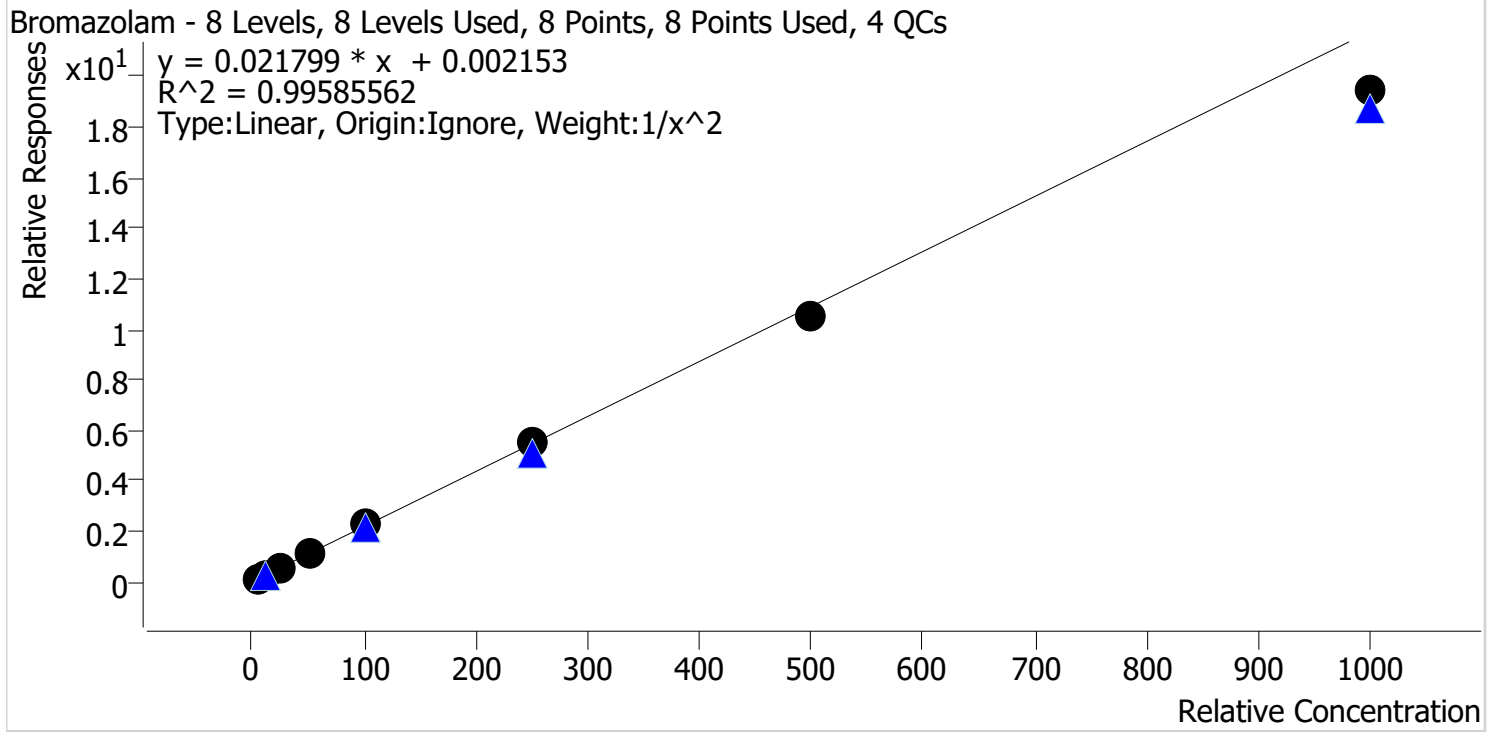
Sample	Level	Enabled	Expected Concentration	Final Concentration	Accuracy
p1 Cal 1-5ng	1	✓	0.5	0.6	110.4
p1 Cal 2-10ng	2	✓	1.0	0.9	93.9
p1 Cal 3 -25ng	3	✓	2.5	2.6	102.5
p1 Cal 4-50ng	4	✓	5.0	4.9	98.5
p1 Cal 5-100ng	5	✓	10.0	9.1	90.7
p1 Cal 6-250ng	6	✓	25.0	26.1	104.3
p1 Cal 7-500ng	7	✓	50.0	49.9	99.7
p1 Cal 8-1000ng	8	✗	100.0	115.9	115.9

SC



AM #28 Multi-Drug Quant. Calibration Curve Report

Batch results D:\MassHunter\Data\2024\AM 27 28\051024 AM 27 28 SC\QuantResults\AM 28 casework.batch.bin
Last Cal. Update 5/14/2024 2:02 PM
Analyst Name ISP\datastor
Analyte Bromazolam **Internal Standard** Bromazolam-D5



Sample	Level	Enabled	Expected Concentration	Final Concentration	Accuracy
p1 Cal 1-5ng	1	✓	5.0	4.9	98.3
p1 Cal 2-10ng	2	✓	10.0	10.0	100.0
p1 Cal 3 -25ng	3	✓	25.0	26.2	104.6
p1 Cal 4-50ng	4	✓	50.0	53.3	106.5
p1 Cal 5-100ng	5	✓	100.0	104.8	104.8
p1 Cal 6-250ng	6	✓	250.0	250.4	100.2
p1 Cal 7-500ng	7	✓	500.0	481.8	96.4
p1 Cal 8-1000ng	8	✓	1000.0	892.5	89.2

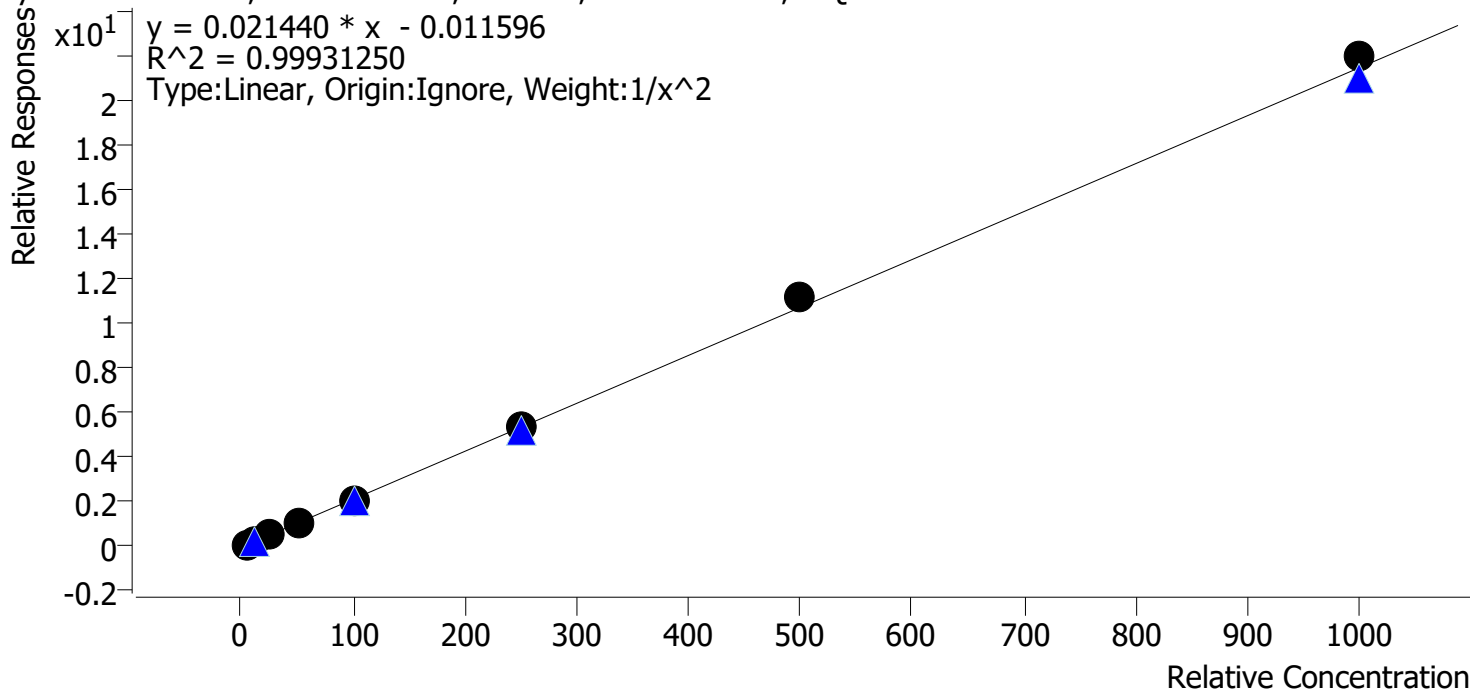
SC



AM #28 Multi-Drug Quant. Calibration Curve Report

Batch results D:\MassHunter\Data\2024\AM 27 28\051024 AM 27 28 SC\QuantResults\AM 28 casework.batch.bin
Last Cal. Update 5/14/2024 2:02 PM
Analyst Name ISP\datastor
Analyte Xylazine **Internal Standard** Xylanzine-D6

Xylazine - 8 Levels, 8 Levels Used, 8 Points, 8 Points Used, 4 QCs



Sample	Level	Enabled	Expected Concentration	Final Concentration	Accuracy
p1 Cal 1-5ng	1	✓	5.0	5.1	101.1
p1 Cal 2-10ng	2	✓	10.0	9.9	99.2
p1 Cal 3 -25ng	3	✓	25.0	24.5	98.0
p1 Cal 4-50ng	4	✓	50.0	49.0	98.1
p1 Cal 5-100ng	5	✓	100.0	97.9	97.9
p1 Cal 6-250ng	6	✓	250.0	248.4	99.4
p1 Cal 7-500ng	7	✓	500.0	520.3	104.1
p1 Cal 8-1000ng	8	✓	1000.0	1023.4	102.3

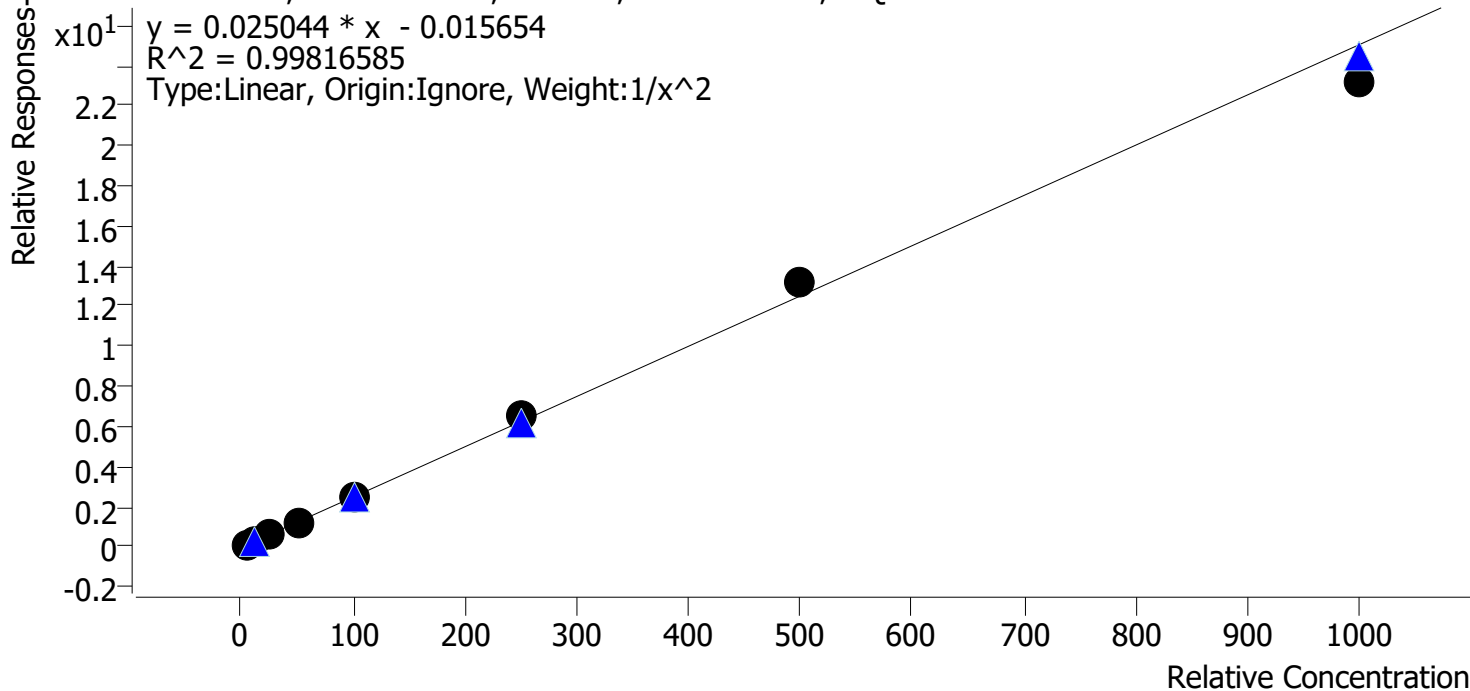
SC



AM #28 Multi-Drug Quant. Calibration Curve Report

Batch results D:\MassHunter\Data\2024\AM 27 28\051024 AM 27 28 SC\QuantResults\AM 28 casework.batch.bin
Last Cal. Update 5/14/2024 2:02 PM
Analyst Name ISP\datastor
Analyte Alprazolam **Internal Standard** Alprazolam-D5

Alprazolam - 8 Levels, 8 Levels Used, 8 Points, 8 Points Used, 4 QCs



Sample	Level	Enabled	Expected Concentration	Final Concentration	Accuracy
p1 Cal 1-5ng	1	✓	5.0	5.0	101.0
p1 Cal 2-10ng	2	✓	10.0	9.8	98.5
p1 Cal 3 -25ng	3	✓	25.0	24.7	98.8
p1 Cal 4-50ng	4	✓	50.0	49.2	98.4
p1 Cal 5-100ng	5	✓	100.0	102.1	102.1
p1 Cal 6-250ng	6	✓	250.0	258.8	103.5
p1 Cal 7-500ng	7	✓	500.0	524.1	104.8
p1 Cal 8-1000ng	8	✓	1000.0	929.2	92.9

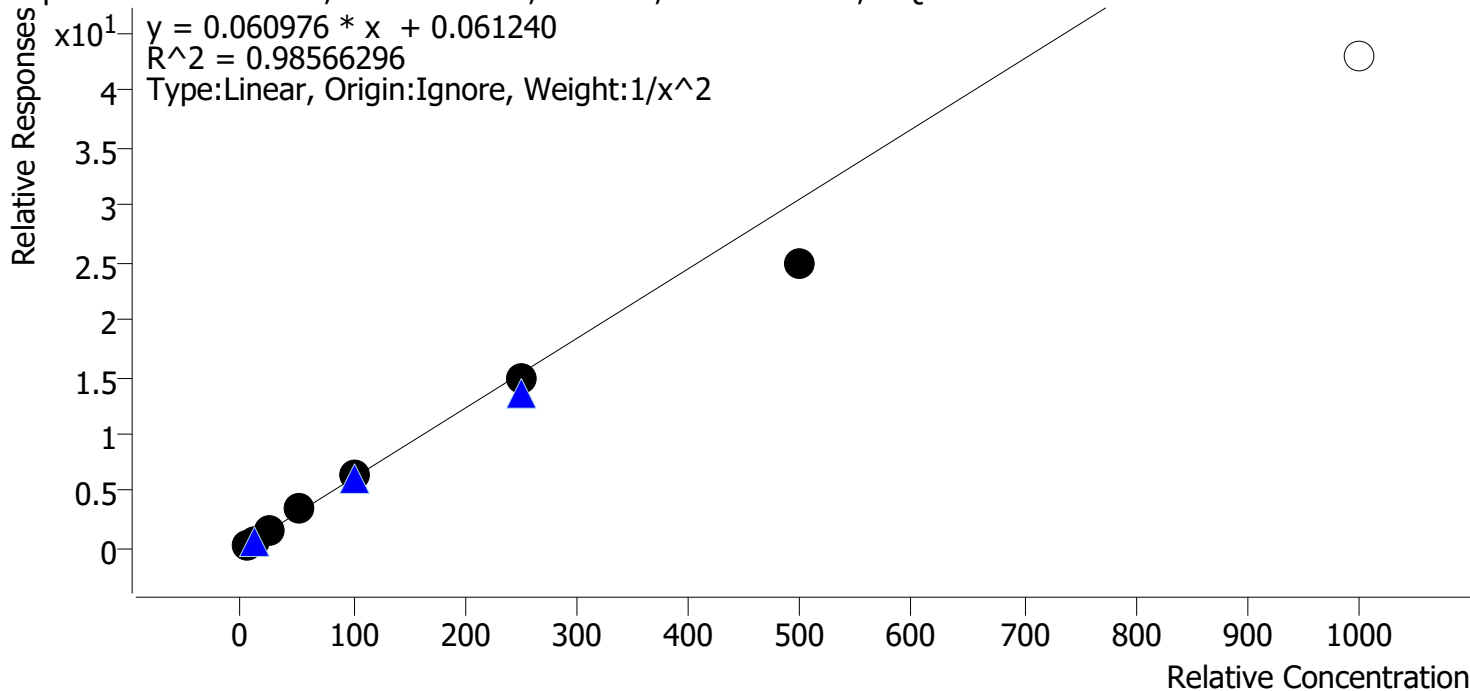
SC



AM #28 Multi-Drug Quant. Calibration Curve Report

Batch results D:\MassHunter\Data\2024\AM 27 28\051024 AM 27 28 SC\QuantResults\AM 28 casework.batch.bin
Last Cal. Update 5/14/2024 2:02 PM
Analyst Name ISP\datastor
Analyte Amphetamine **Internal Standard** Amphetamine-D11

Amphetamine - 8 Levels, 7 Levels Used, 8 Points, 7 Points Used, 4 QCs



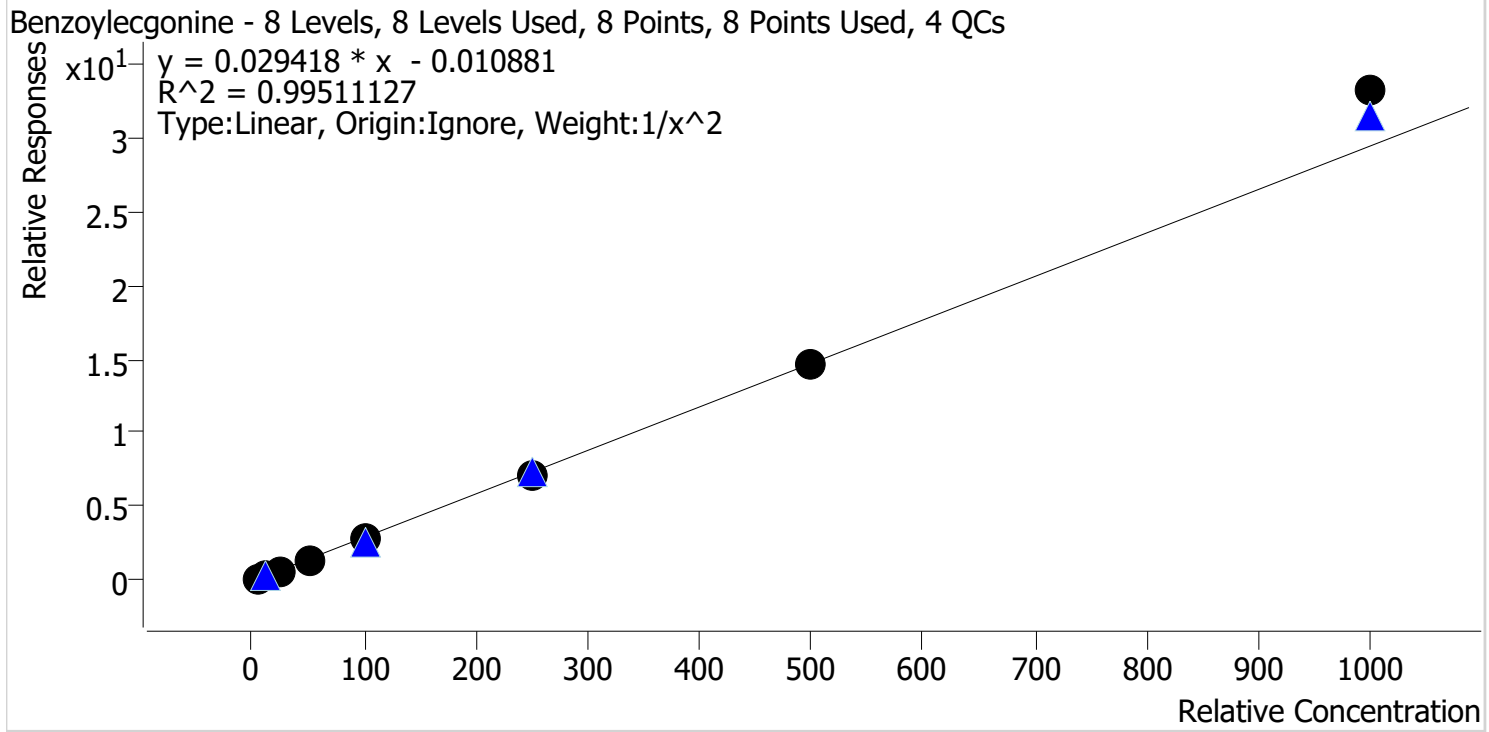
Sample	Level	Enabled	Expected Concentration	Final Concentration	Accuracy
p1 Cal 1-5ng	1	✓	5.0	4.7	94.2
p1 Cal 2-10ng	2	✓	10.0	10.7	107.1
p1 Cal 3 -25ng	3	✓	25.0	26.4	105.5
p1 Cal 4-50ng	4	✓	50.0	56.2	112.4
p1 Cal 5-100ng	5	✓	100.0	102.5	102.5
p1 Cal 6-250ng	6	✓	250.0	241.6	96.7
p1 Cal 7-500ng	7	✓	500.0	408.0	81.6
p1 Cal 8-1000ng	8	✗	1000.0	702.4	70.2

SC



AM #28 Multi-Drug Quant. Calibration Curve Report

Batch results D:\MassHunter\Data\2024\AM 27 28\051024 AM 27 28 SC\QuantResults\AM 28 casework.batch.bin
Last Cal. Update 5/14/2024 2:02 PM
Analyst Name ISP\datastor
Analyte Benzoylecgonine **Internal Standard** Benzoylecgonine-d8



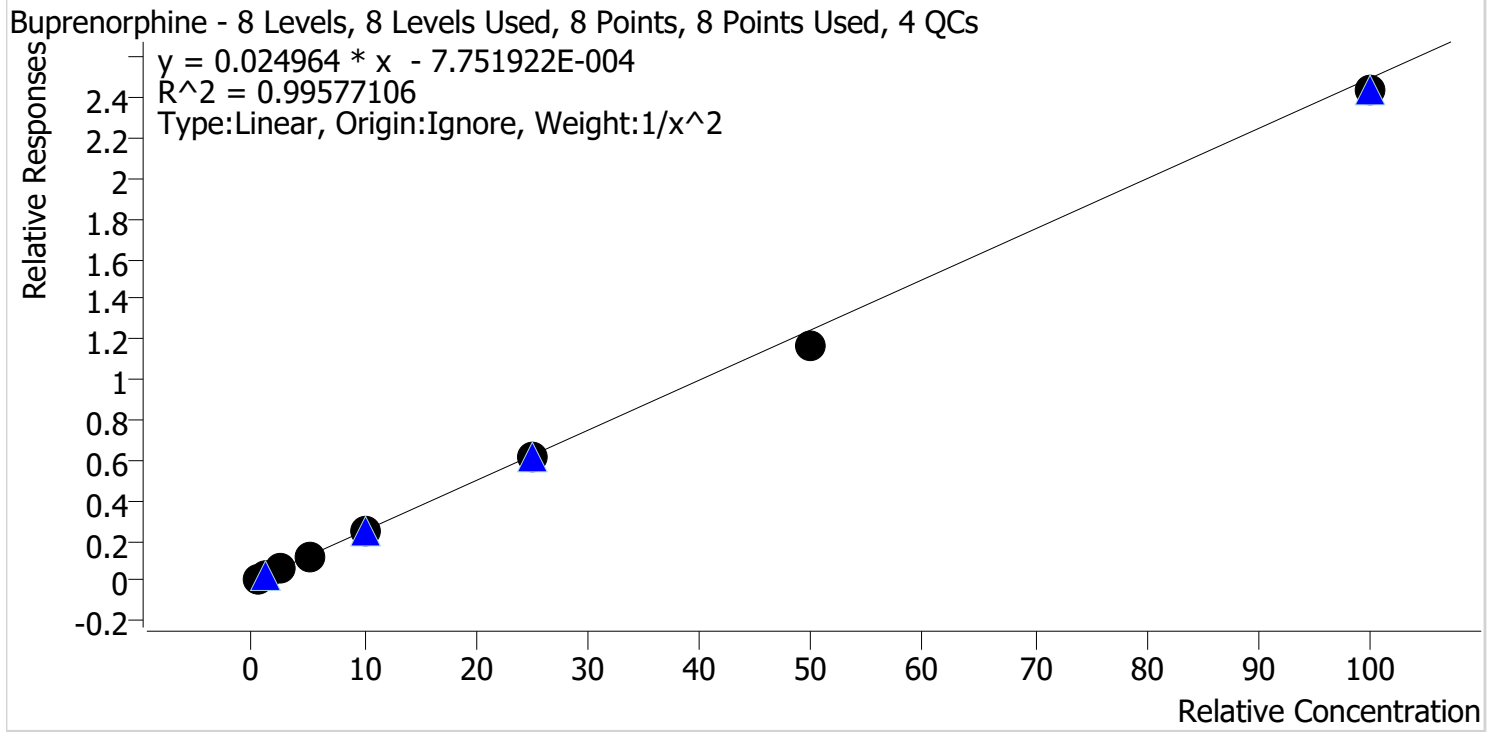
Sample	Level	Enabled	Expected Concentration	Final Concentration	Accuracy
p1 Cal 1-5ng	1	✓	5.0	4.9	98.7
p1 Cal 2-10ng	2	✓	10.0	10.5	105.1
p1 Cal 3 -25ng	3	✓	25.0	24.4	97.4
p1 Cal 4-50ng	4	✓	50.0	48.2	96.4
p1 Cal 5-100ng	5	✓	100.0	93.7	93.7
p1 Cal 6-250ng	6	✓	250.0	242.6	97.0
p1 Cal 7-500ng	7	✓	500.0	494.8	99.0
p1 Cal 8-1000ng	8	✓	1000.0	1127.4	112.7

SC



AM #28 Multi-Drug Quant. Calibration Curve Report

Batch results D:\MassHunter\Data\2024\AM 27 28\051024 AM 27 28 SC\QuantResults\AM 28 casework.batch.bin
Last Cal. Update 5/14/2024 2:02 PM
Analyst Name ISP\datastor
Analyte Buprenorphine **Internal Standard** Buprenorphine-D4



Sample	Level	Enabled	Expected Concentration	Final Concentration	Accuracy
p1 Cal 1-5ng	1	✓	0.5	0.5	99.6
p1 Cal 2-10ng	2	✓	1.0	1.0	95.6
p1 Cal 3 -25ng	3	✓	2.5	2.8	112.3
p1 Cal 4-50ng	4	✓	5.0	5.1	102.1
p1 Cal 5-100ng	5	✓	10.0	10.0	100.5
p1 Cal 6-250ng	6	✓	25.0	24.7	98.8
p1 Cal 7-500ng	7	✓	50.0	46.8	93.6
p1 Cal 8-1000ng	8	✓	100.0	97.5	97.5

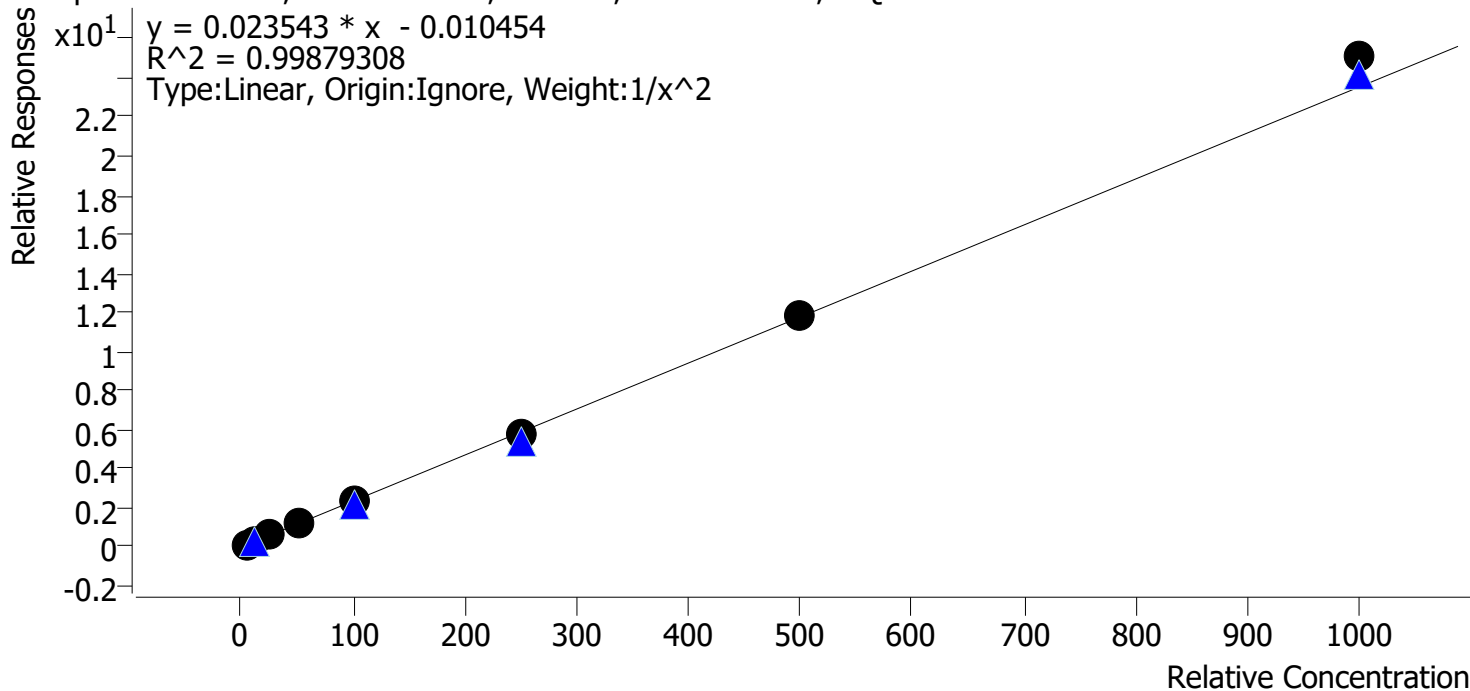
SC



AM #28 Multi-Drug Quant. Calibration Curve Report

Batch results D:\MassHunter\Data\2024\AM 27 28\051024 AM 27 28 SC\QuantResults\AM 28 casework.batch.bin
Last Cal. Update 5/14/2024 2:02 PM
Analyst Name ISP\datastor
Analyte Citalopram **Internal Standard** Citalopram-D6

Citalopram - 8 Levels, 8 Levels Used, 8 Points, 8 Points Used, 4 QCs



Sample	Level	Enabled	Expected Concentration	Final Concentration	Accuracy
p1 Cal 1-5ng	1	✓	5.0	5.0	100.7
p1 Cal 2-10ng	2	✓	10.0	10.0	100.3
p1 Cal 3 -25ng	3	✓	25.0	24.3	97.2
p1 Cal 4-50ng	4	✓	50.0	49.1	98.2
p1 Cal 5-100ng	5	✓	100.0	98.1	98.1
p1 Cal 6-250ng	6	✓	250.0	245.1	98.0
p1 Cal 7-500ng	7	✓	500.0	504.5	100.9
p1 Cal 8-1000ng	8	✓	1000.0	1066.1	106.6

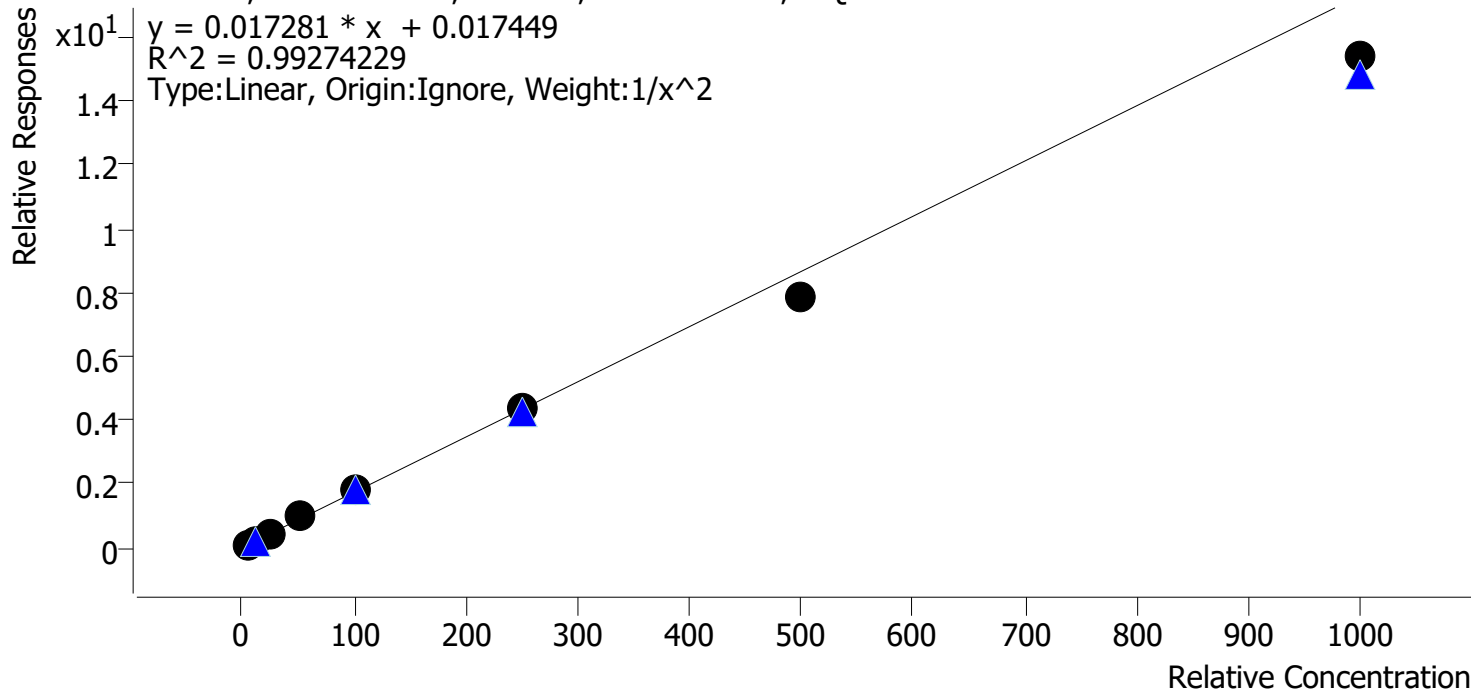
SC



AM #28 Multi-Drug Quant. Calibration Curve Report

Batch results D:\MassHunter\Data\2024\AM 27 28\051024 AM 27 28 SC\QuantResults\AM 28 casework.batch.bin
Last Cal. Update 5/14/2024 2:02 PM
Analyst Name ISP\datastor
Analyte Codeine **Internal Standard** Codeine-D6

Codeine - 8 Levels, 8 Levels Used, 8 Points, 8 Points Used, 4 QCs



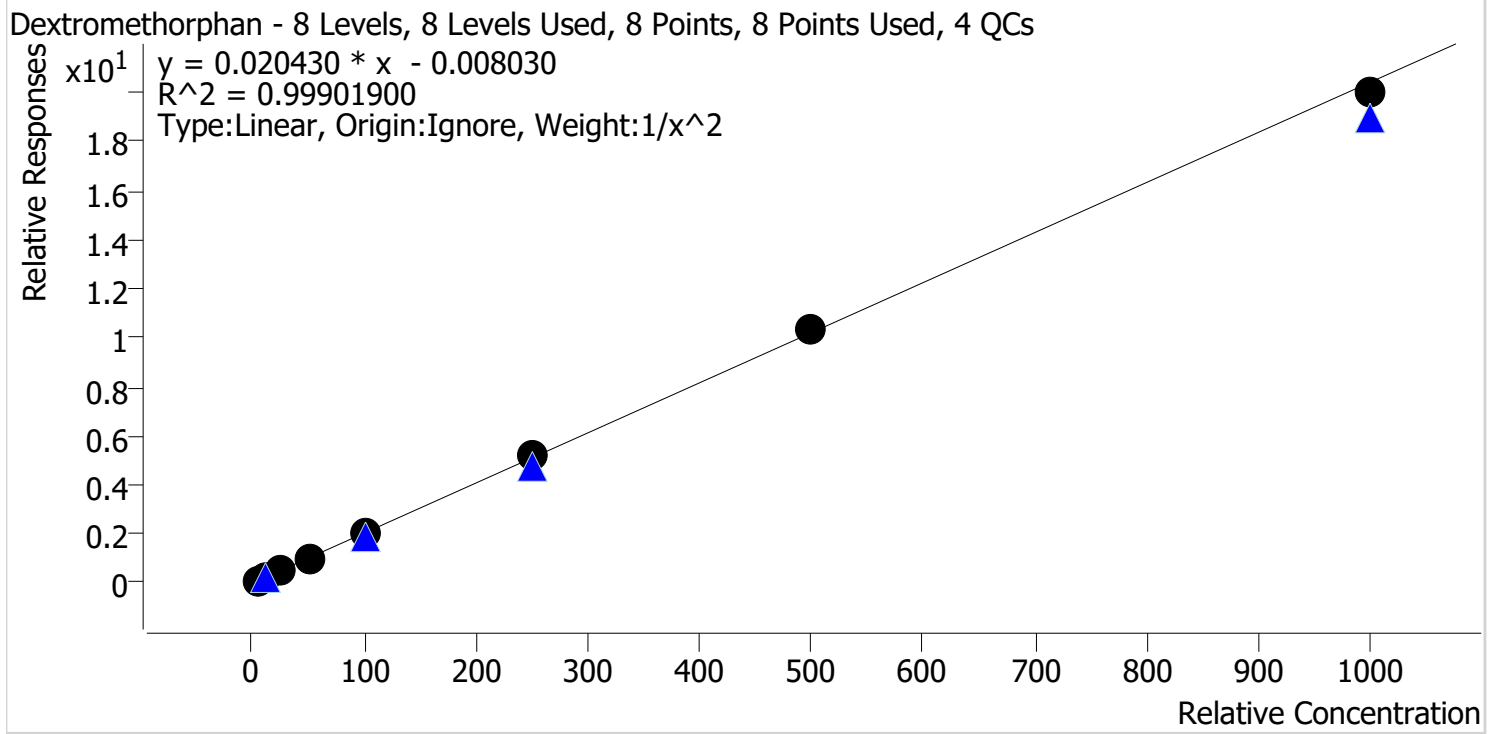
Sample	Level	Enabled	Expected Concentration	Final Concentration	Accuracy
p1 Cal 1-5ng	1	✓	5.0	4.9	97.5
p1 Cal 2-10ng	2	✓	10.0	10.0	100.2
p1 Cal 3 -25ng	3	✓	25.0	26.7	106.6
p1 Cal 4-50ng	4	✓	50.0	54.9	109.7
p1 Cal 5-100ng	5	✓	100.0	106.1	106.1
p1 Cal 6-250ng	6	✓	250.0	250.0	100.0
p1 Cal 7-500ng	7	✓	500.0	455.0	91.0
p1 Cal 8-1000ng	8	✓	1000.0	889.2	88.9

SC



AM #28 Multi-Drug Quant. Calibration Curve Report

Batch results D:\MassHunter\Data\2024\AM 27 28\051024 AM 27 28 SC\QuantResults\AM 28 casework.batch.bin
Last Cal. Update 5/14/2024 2:02 PM
Analyst Name ISP\datastor
Analyte Dextromethorphan **Internal Standard** Dextromethorphan-D3



Sample	Level	Enabled	Expected Concentration	Final Concentration	Accuracy
p1 Cal 1-5ng	1	✓	5.0	4.9	98.8
p1 Cal 2-10ng	2	✓	10.0	10.4	104.1
p1 Cal 3 -25ng	3	✓	25.0	23.8	95.0
p1 Cal 4-50ng	4	✓	50.0	50.4	100.8
p1 Cal 5-100ng	5	✓	100.0	100.6	100.6
p1 Cal 6-250ng	6	✓	250.0	253.7	101.5
p1 Cal 7-500ng	7	✓	500.0	506.3	101.3
p1 Cal 8-1000ng	8	✓	1000.0	979.4	97.9

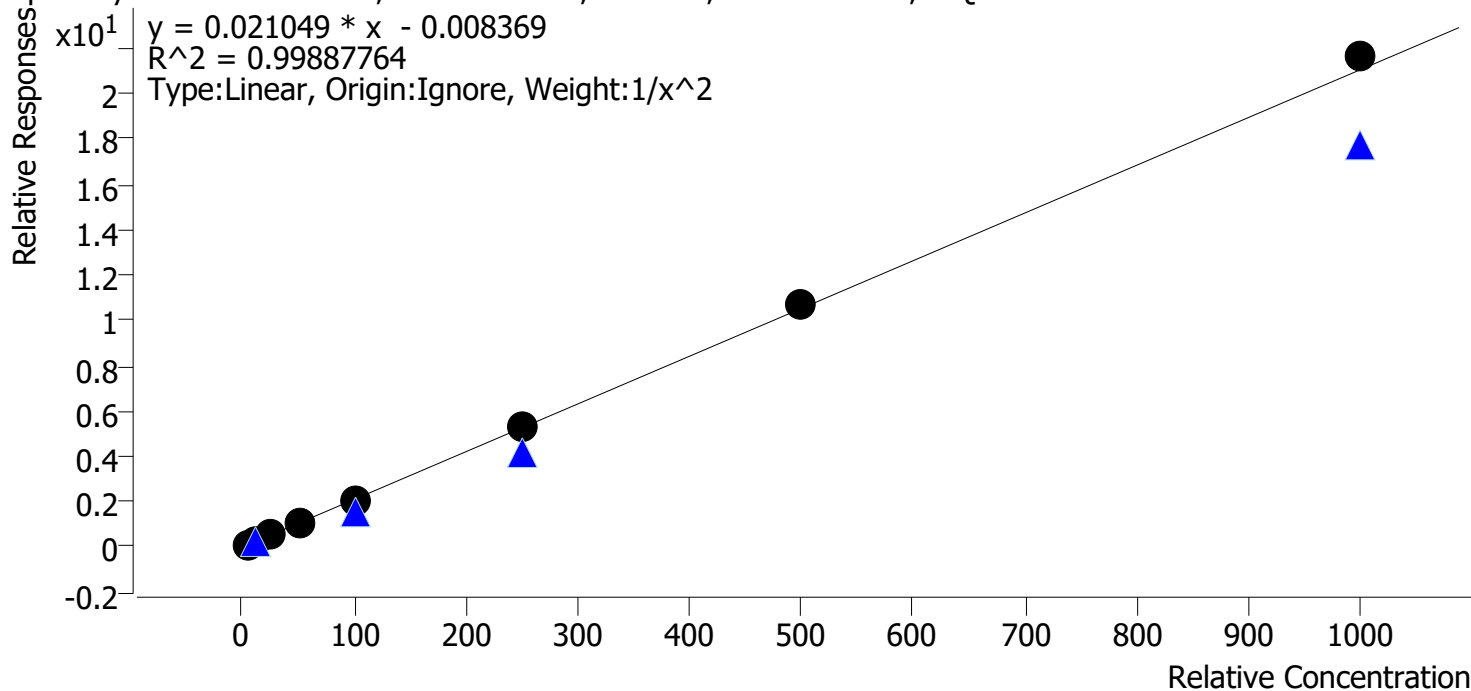
SC



AM #28 Multi-Drug Quant. Calibration Curve Report

Batch results D:\MassHunter\Data\2024\AM 27 28\051024 AM 27 28 SC\QuantResults\AM 28 casework.batch.bin
Last Cal. Update 5/14/2024 2:02 PM
Analyst Name ISP\datastor
Analyte Diphenhydramine **Internal Standard** Diphenhydramine-D3

Diphenhydramine - 8 Levels, 8 Levels Used, 8 Points, 8 Points Used, 4 QCs



Sample	Level	Enabled	Expected Concentration	Final Concentration	Accuracy
p1 Cal 1-5ng	1	✓	5.0	5.1	102.7
p1 Cal 2-10ng	2	✓	10.0	9.6	96.1
p1 Cal 3 -25ng	3	✓	25.0	23.9	95.8
p1 Cal 4-50ng	4	✓	50.0	50.5	101.1
p1 Cal 5-100ng	5	✓	100.0	98.2	98.2
p1 Cal 6-250ng	6	✓	250.0	252.7	101.1
p1 Cal 7-500ng	7	✓	500.0	511.6	102.3
p1 Cal 8-1000ng	8	✓	1000.0	1027.7	102.8

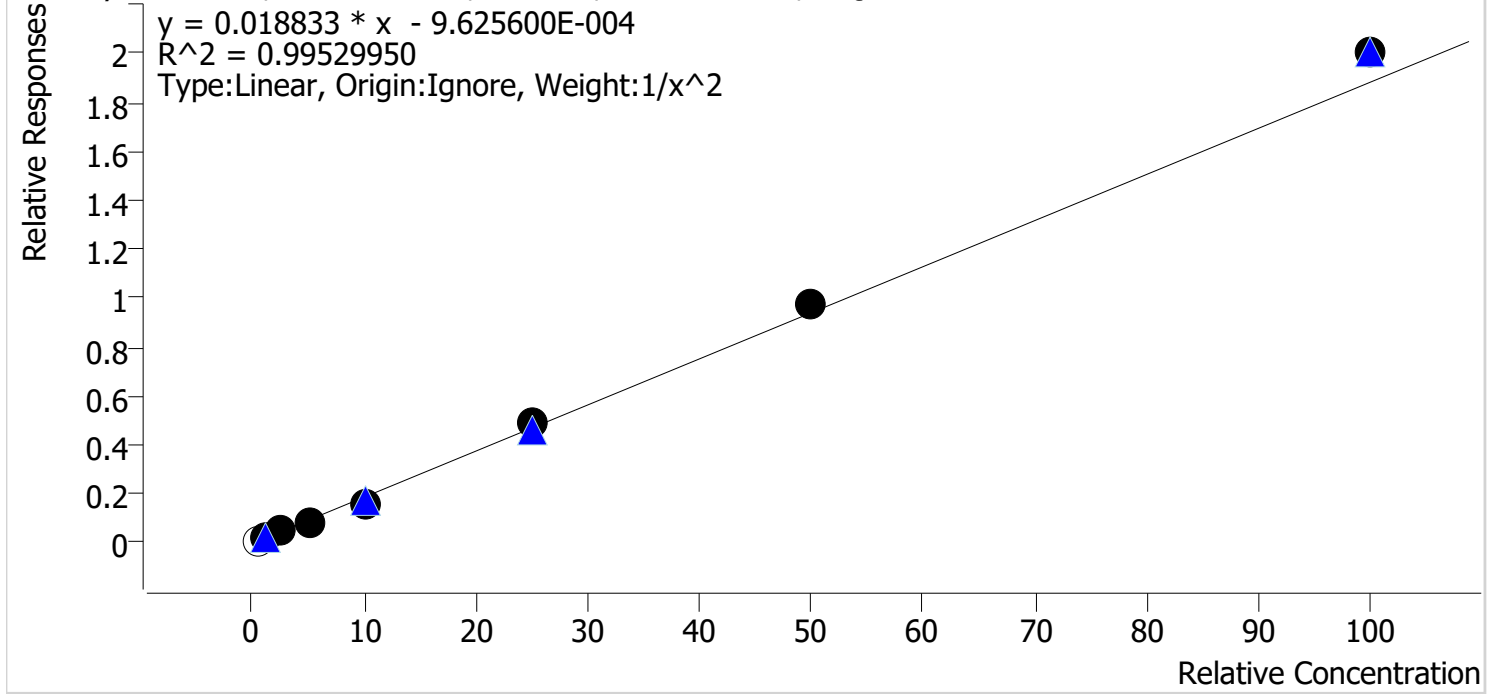
SC



AM #28 Multi-Drug Quant. Calibration Curve Report

Batch results D:\MassHunter\Data\2024\AM 27 28\051024 AM 27 28 SC\QuantResults\AM 28 casework.batch.bin
Last Cal. Update 5/14/2024 2:02 PM
Analyst Name ISP\datastor
Analyte Fentanyl **Internal Standard** Fentanyl-D5

Fentanyl - 8 Levels, 7 Levels Used, 8 Points, 7 Points Used, 4 QCs



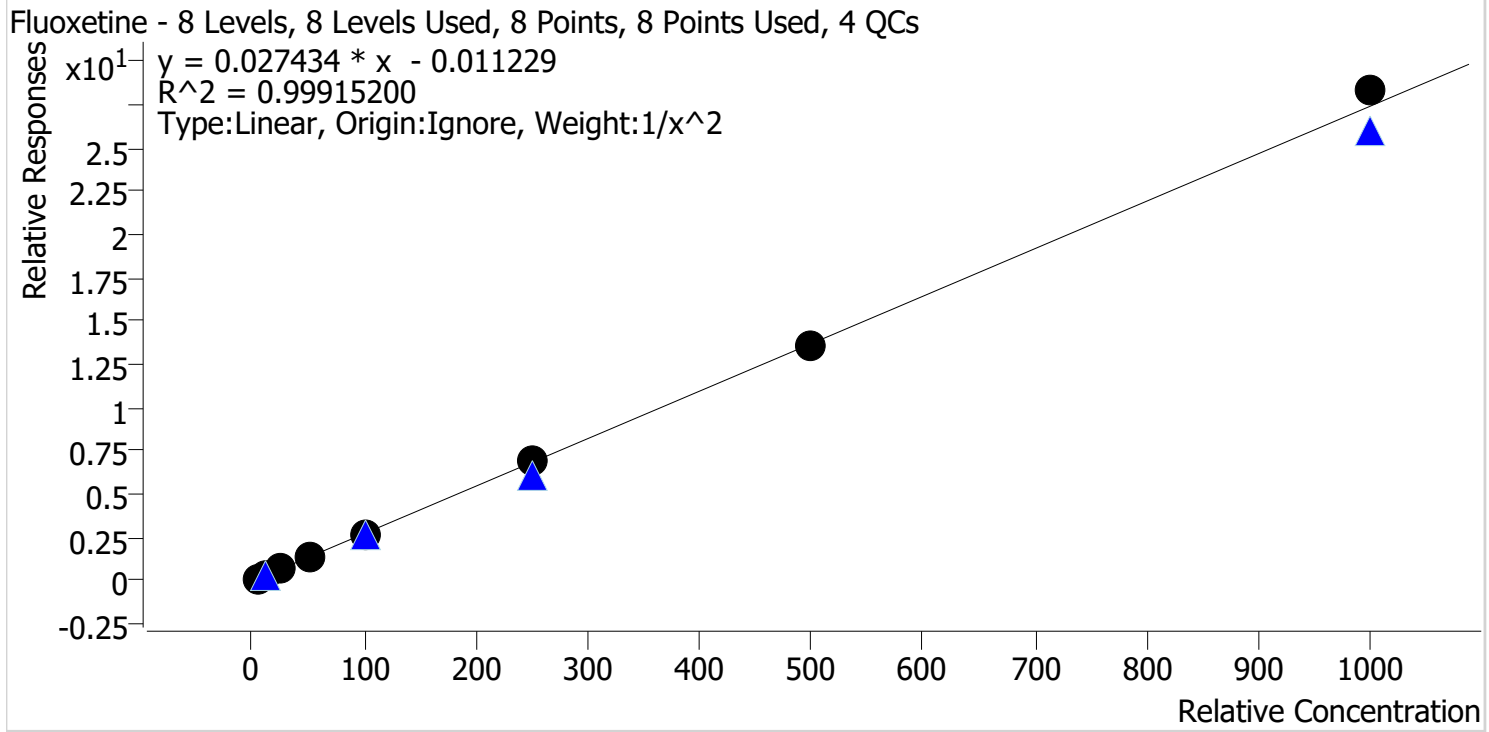
Sample	Level	Enabled	Expected Concentration	Final Concentration	Accuracy
p1 Cal 1-5ng	1	x	0.5	0.6	110.6
p1 Cal 2-10ng	2	✓	1.0	1.0	101.2
p1 Cal 3 -25ng	3	✓	2.5	2.5	101.1
p1 Cal 4-50ng	4	✓	5.0	4.8	96.2
p1 Cal 5-100ng	5	✓	10.0	8.9	88.6
p1 Cal 6-250ng	6	✓	25.0	25.8	103.0
p1 Cal 7-500ng	7	✓	50.0	51.7	103.4
p1 Cal 8-1000ng	8	✓	100.0	106.4	106.4

SC



AM #28 Multi-Drug Quant. Calibration Curve Report

Batch results D:\MassHunter\Data\2024\AM 27 28\051024 AM 27 28 SC\QuantResults\AM 28 casework.batch.bin
Last Cal. Update 5/14/2024 2:02 PM
Analyst Name ISP\datastor
Analyte Fluoxetine **Internal Standard** Fluoxetine-D6



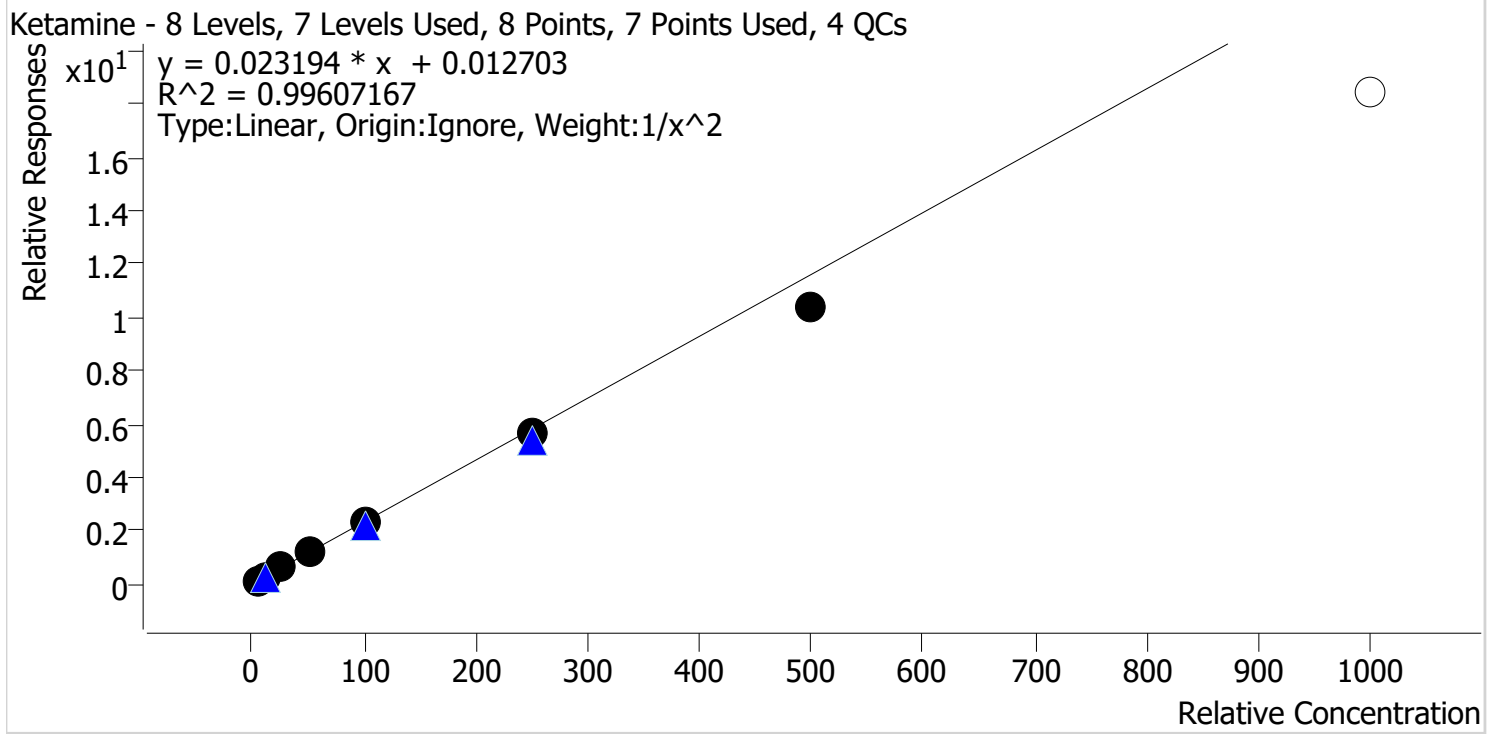
Sample	Level	Enabled	Expected Concentration	Final Concentration	Accuracy
p1 Cal 1-5ng	1	✓	5.0	5.1	101.2
p1 Cal 2-10ng	2	✓	10.0	9.9	99.2
p1 Cal 3 -25ng	3	✓	25.0	23.7	94.8
p1 Cal 4-50ng	4	✓	50.0	51.1	102.2
p1 Cal 5-100ng	5	✓	100.0	99.8	99.8
p1 Cal 6-250ng	6	✓	250.0	250.2	100.1
p1 Cal 7-500ng	7	✓	500.0	496.9	99.4
p1 Cal 8-1000ng	8	✓	1000.0	1032.9	103.3

SC



AM #28 Multi-Drug Quant. Calibration Curve Report

Batch results D:\MassHunter\Data\2024\AM 27 28\051024 AM 27 28 SC\QuantResults\AM 28 casework.batch.bin
Last Cal. Update 5/14/2024 2:02 PM
Analyst Name ISP\datastor
Analyte Ketamine **Internal Standard** Ketamine-D4



Sample	Level	Enabled	Expected Concentration	Final Concentration	Accuracy
p1 Cal 1-5ng	1	✓	5.0	4.9	97.4
p1 Cal 2-10ng	2	✓	10.0	10.2	102.4
p1 Cal 3 -25ng	3	✓	25.0	26.1	104.3
p1 Cal 4-50ng	4	✓	50.0	52.9	105.7
p1 Cal 5-100ng	5	✓	100.0	102.0	102.0
p1 Cal 6-250ng	6	✓	250.0	245.5	98.2
p1 Cal 7-500ng	7	✓	500.0	450.3	90.1
p1 Cal 8-1000ng	8	✗	1000.0	793.9	79.4

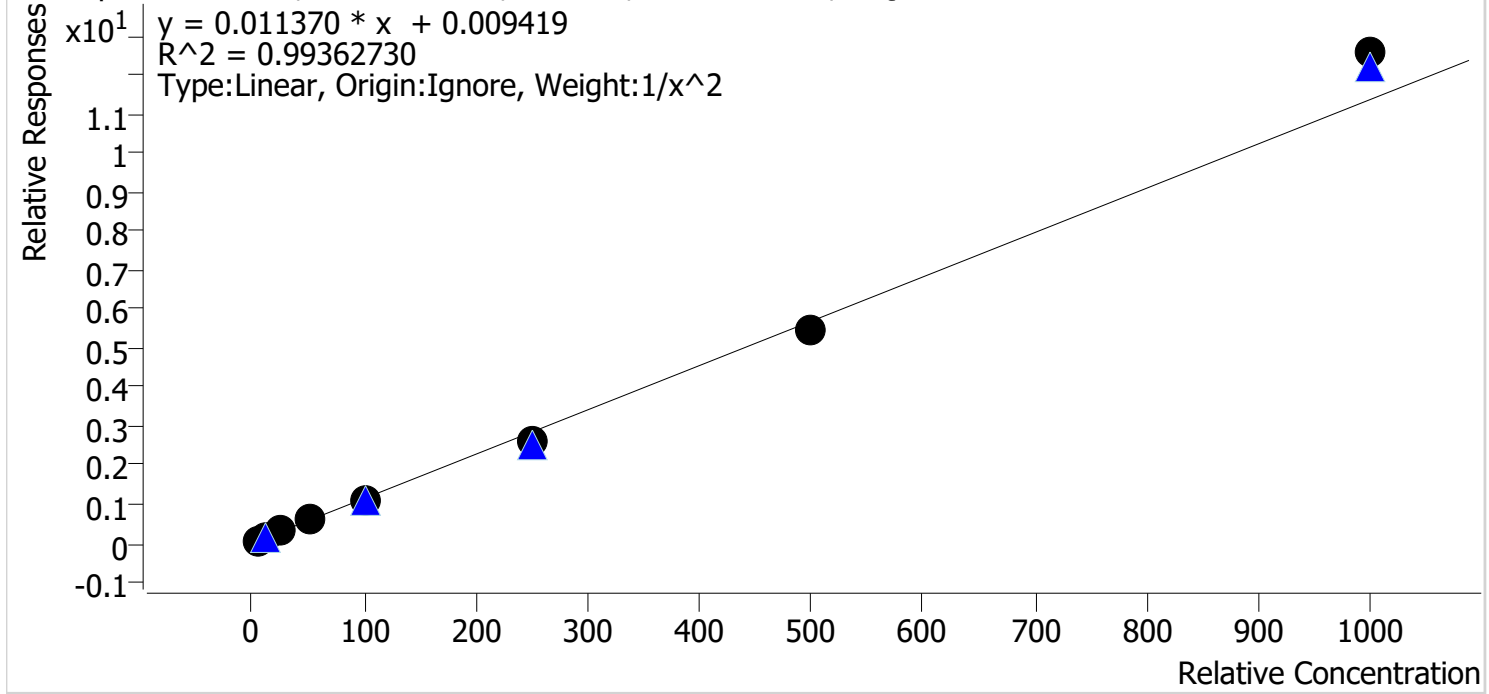
SC



AM #28 Multi-Drug Quant. Calibration Curve Report

Batch results D:\MassHunter\Data\2024\AM 27 28\051024 AM 27 28 SC\QuantResults\AM 28 casework.batch.bin
Last Cal. Update 5/14/2024 2:02 PM
Analyst Name ISP\datastor
Analyte Lorazepam **Internal Standard** Oxazepam-D5

Lorazepam - 8 Levels, 8 Levels Used, 8 Points, 8 Points Used, 4 QCs



Sample	Level	Enabled	Expected Concentration	Final Concentration	Accuracy
p1 Cal 1-5ng	1	✓	5.0	4.8	96.1
p1 Cal 2-10ng	2	✓	10.0	10.6	106.4
p1 Cal 3 -25ng	3	✓	25.0	26.4	105.6
p1 Cal 4-50ng	4	✓	50.0	50.2	100.4
p1 Cal 5-100ng	5	✓	100.0	94.9	94.9
p1 Cal 6-250ng	6	✓	250.0	226.0	90.4
p1 Cal 7-500ng	7	✓	500.0	477.8	95.6
p1 Cal 8-1000ng	8	✓	1000.0	1105.9	110.6

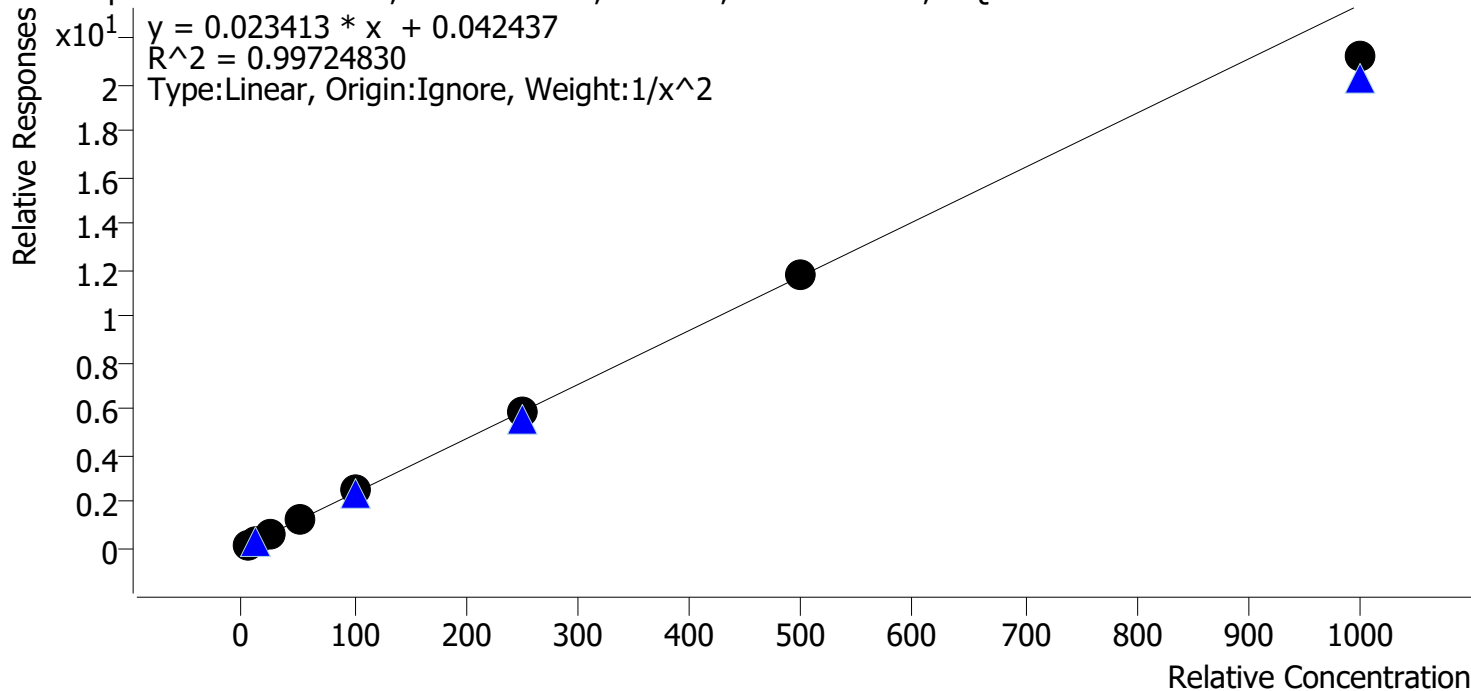
SC



AM #28 Multi-Drug Quant. Calibration Curve Report

Batch results D:\MassHunter\Data\2024\AM 27 28\051024 AM 27 28 SC\QuantResults\AM 28 casework.batch.bin
Last Cal. Update 5/14/2024 2:02 PM
Analyst Name ISP\datastor
Analyte Methamphetamine **Internal Standard** Methamphetamine-D11

Methamphetamine - 8 Levels, 8 Levels Used, 8 Points, 8 Points Used, 4 QCs



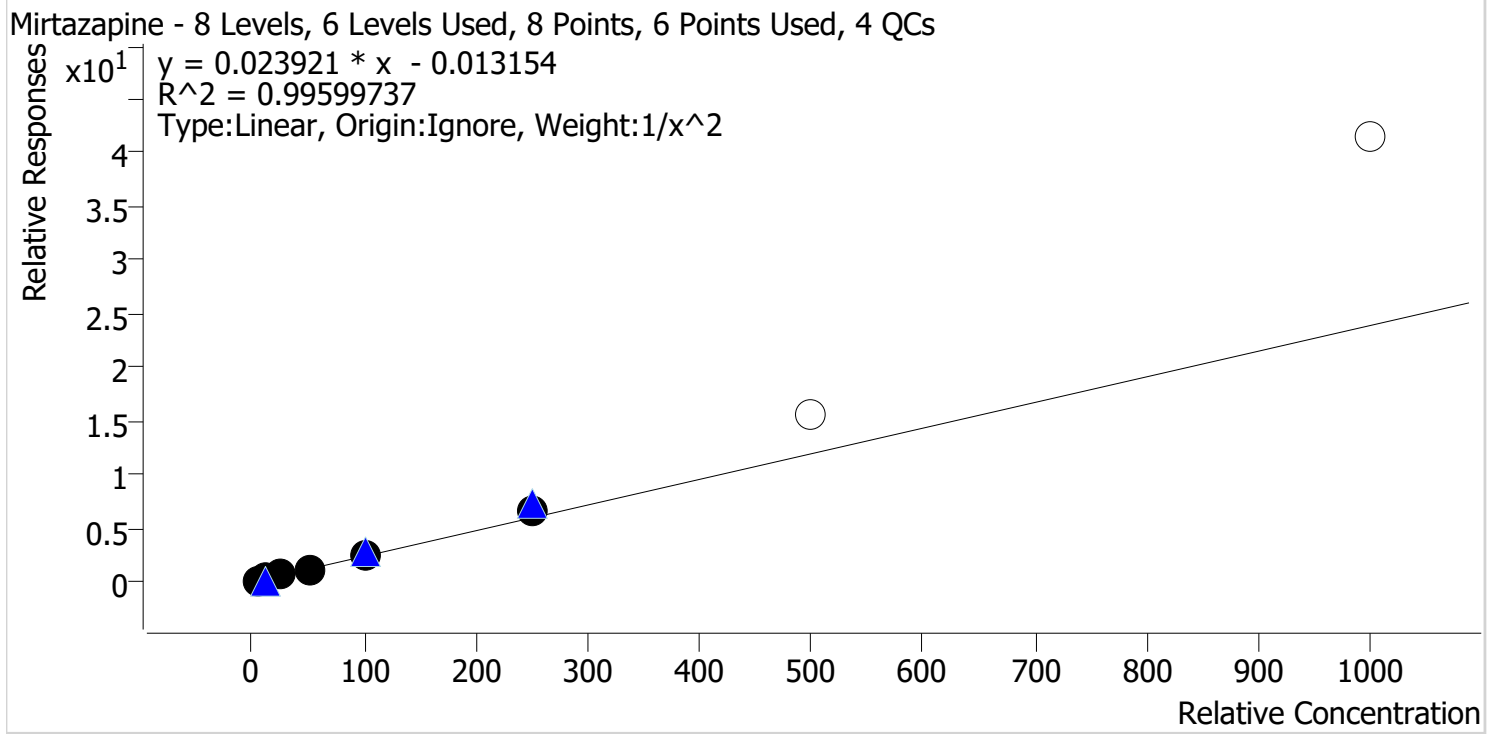
Sample	Level	Enabled	Expected Concentration	Final Concentration	Accuracy
p1 Cal 1-5ng	1	✓	5.0	5.0	99.3
p1 Cal 2-10ng	2	✓	10.0	10.0	99.8
p1 Cal 3 -25ng	3	✓	25.0	25.1	100.3
p1 Cal 4-50ng	4	✓	50.0	53.2	106.4
p1 Cal 5-100ng	5	✓	100.0	103.6	103.6
p1 Cal 6-250ng	6	✓	250.0	250.1	100.0
p1 Cal 7-500ng	7	✓	500.0	500.9	100.2
p1 Cal 8-1000ng	8	✓	1000.0	904.5	90.4

SC



AM #28 Multi-Drug Quant. Calibration Curve Report

Batch results D:\MassHunter\Data\2024\AM 27 28\051024 AM 27 28 SC\QuantResults\AM 28 casework.batch.bin
Last Cal. Update 5/14/2024 2:02 PM
Analyst Name ISP\datastor
Analyte Mirtazapine **Internal Standard** alpha-PVP-D8



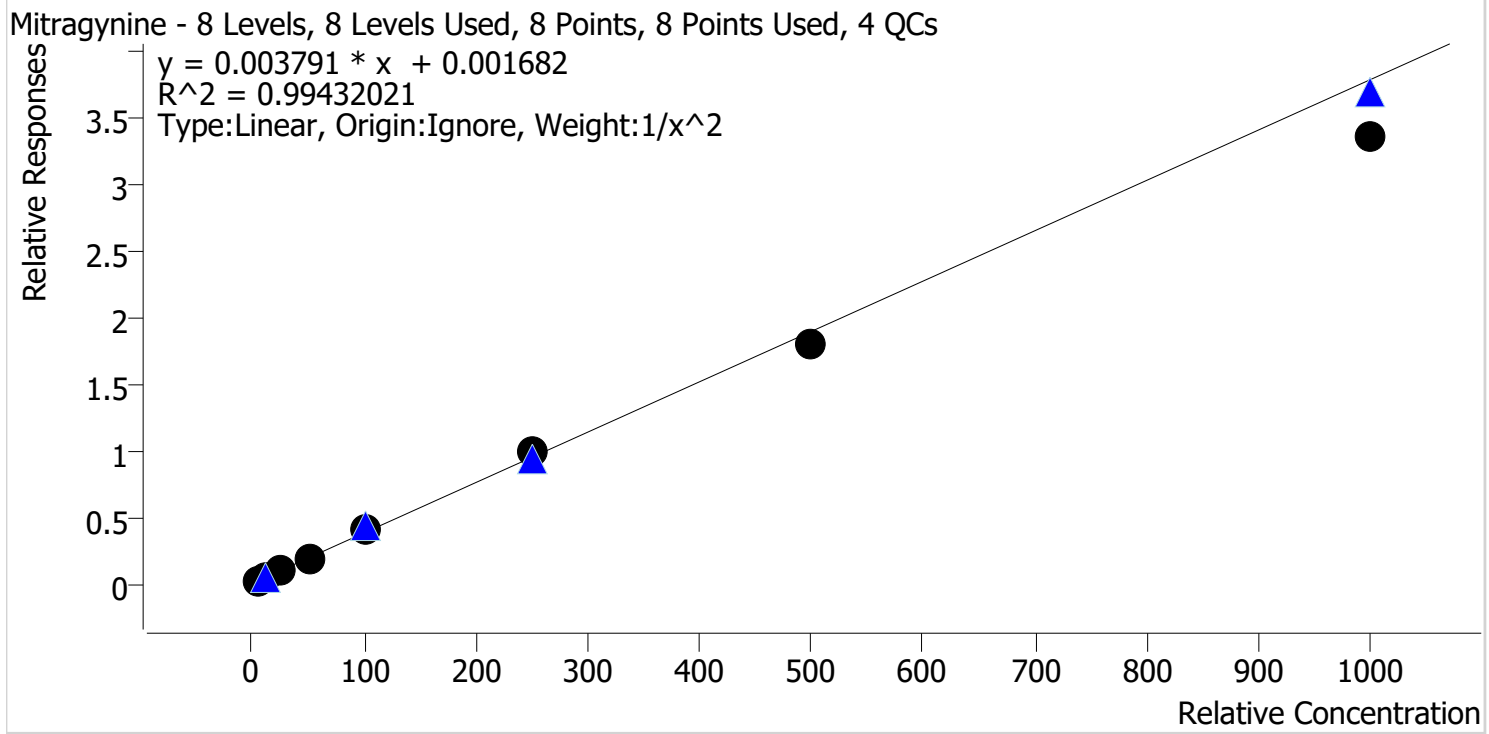
Sample	Level	Enabled	Expected Concentration	Final Concentration	Accuracy
p1 Cal 1-5ng	1	✓	5.0	5.0	99.5
p1 Cal 2-10ng	2	✓	10.0	10.2	102.4
p1 Cal 3 -25ng	3	✓	25.0	25.0	100.1
p1 Cal 4-50ng	4	✓	50.0	46.5	92.9
p1 Cal 5-100ng	5	✓	100.0	96.9	96.9
p1 Cal 6-250ng	6	✓	250.0	270.6	108.2
p1 Cal 7-500ng	7	x	500.0	657.6	131.5
p1 Cal 8-1000ng	8	x	1000.0	1735.5	173.5

SC



AM #28 Multi-Drug Quant. Calibration Curve Report

Batch results D:\MassHunter\Data\2024\AM 27 28\051024 AM 27 28 SC\QuantResults\AM 28 casework.batch.bin
Last Cal. Update 5/14/2024 2:02 PM
Analyst Name ISP\datastor
Analyte Mitragynine **Internal Standard** Methadone-D9



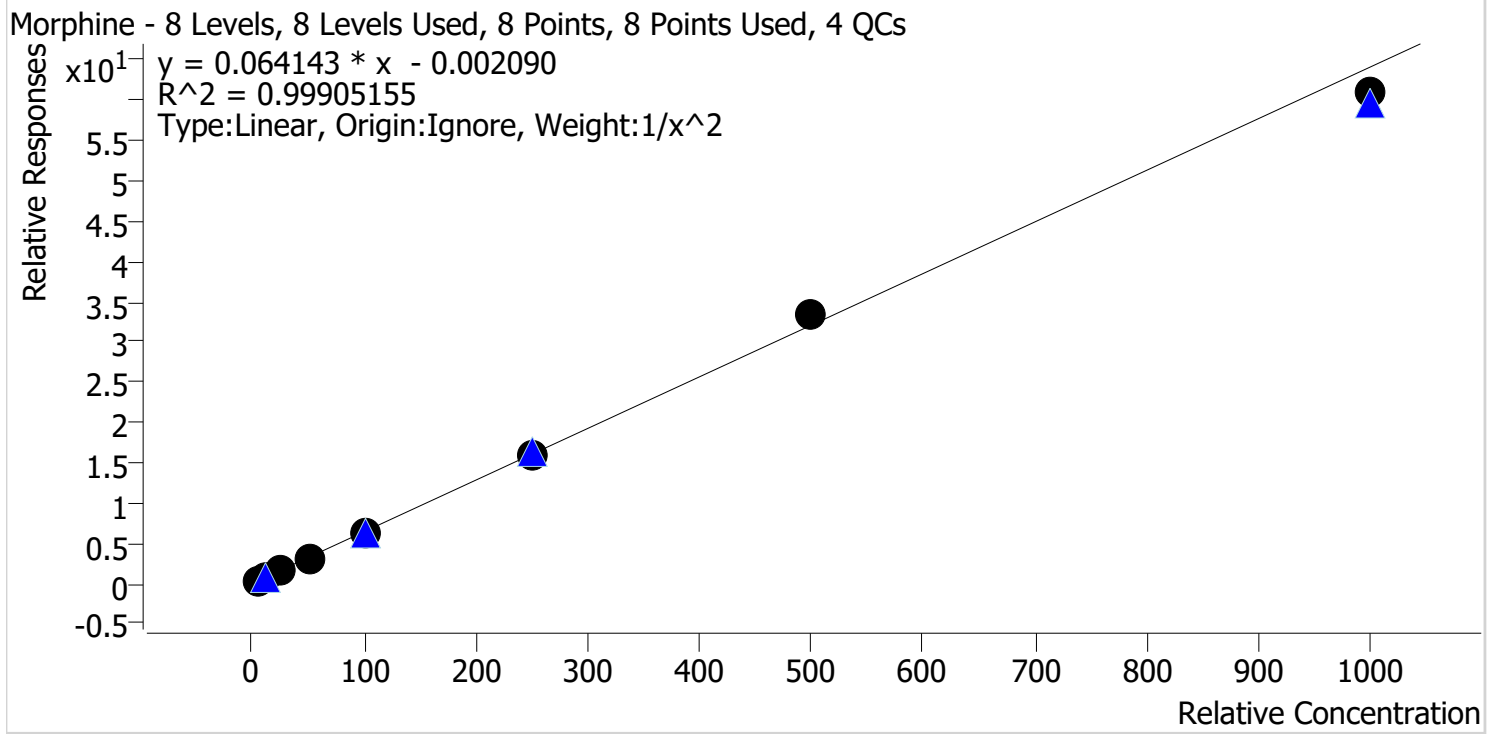
Sample	Level	Enabled	Expected Concentration	Final Concentration	Accuracy
p1 Cal 1-5ng	1	✓	5.0	4.9	98.4
p1 Cal 2-10ng	2	✓	10.0	9.9	98.8
p1 Cal 3 -25ng	3	✓	25.0	27.4	109.4
p1 Cal 4-50ng	4	✓	50.0	50.1	100.1
p1 Cal 5-100ng	5	✓	100.0	106.0	106.0
p1 Cal 6-250ng	6	✓	250.0	259.8	103.9
p1 Cal 7-500ng	7	✓	500.0	472.5	94.5
p1 Cal 8-1000ng	8	✓	1000.0	887.6	88.8

SC



AM #28 Multi-Drug Quant. Calibration Curve Report

Batch results D:\MassHunter\Data\2024\AM 27 28\051024 AM 27 28 SC\QuantResults\AM 28 casework.batch.bin
Last Cal. Update 5/14/2024 2:02 PM
Analyst Name ISP\datastor
Analyte Morphine **Internal Standard** Morphine-D6



Sample	Level	Enabled	Expected Concentration	Final Concentration	Accuracy
p1 Cal 1-5ng	1	✓	5.0	5.0	100.2
p1 Cal 2-10ng	2	✓	10.0	9.9	99.3
p1 Cal 3 -25ng	3	✓	25.0	25.2	100.8
p1 Cal 4-50ng	4	✓	50.0	50.1	100.1
p1 Cal 5-100ng	5	✓	100.0	99.2	99.2
p1 Cal 6-250ng	6	✓	250.0	251.2	100.5
p1 Cal 7-500ng	7	✓	500.0	524.3	104.9
p1 Cal 8-1000ng	8	✓	1000.0	950.5	95.1

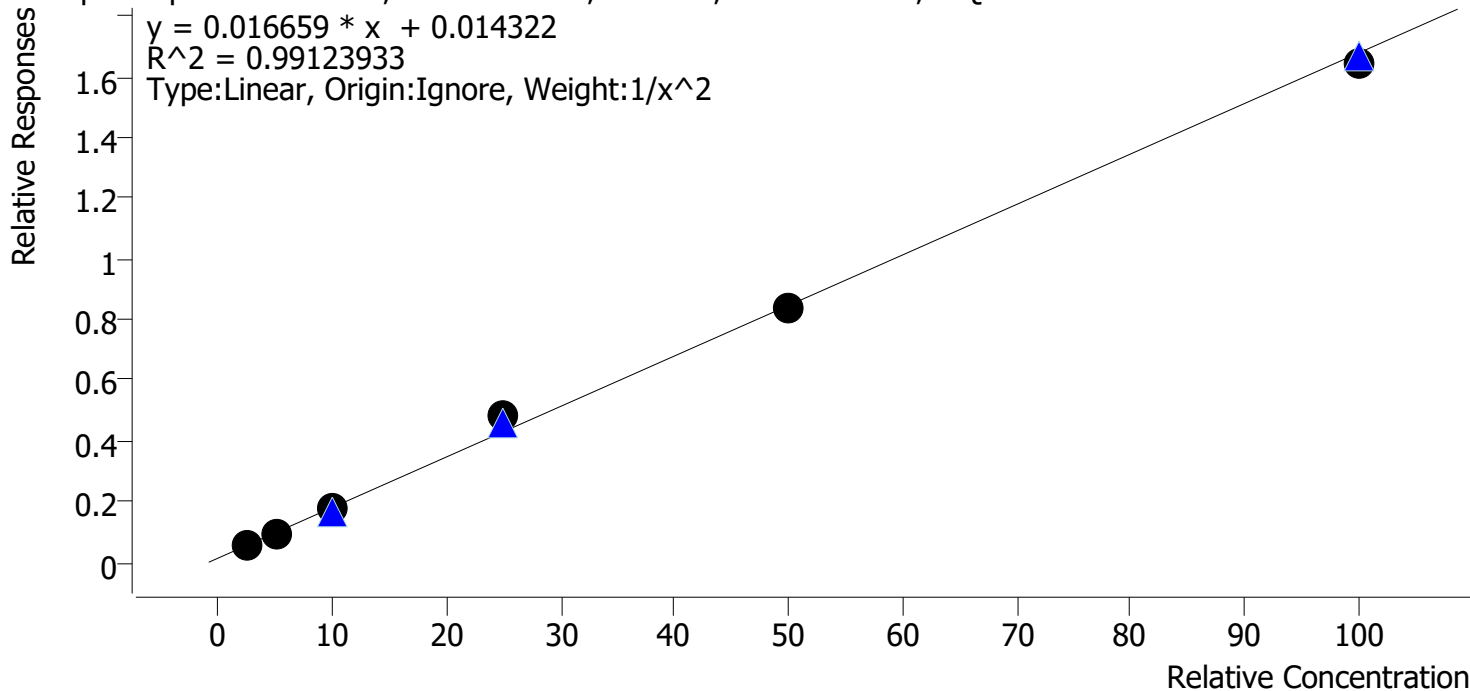
SC



AM #28 Multi-Drug Quant. Calibration Curve Report

Batch results D:\MassHunter\Data\2024\AM 27 28\051024 AM 27 28 SC\QuantResults\AM 28 casework.batch.bin
Last Cal. Update 5/14/2024 2:02 PM
Analyst Name ISP\datastor
Analyte Norbuprenorphine **Internal Standard** Norbuprenorphine-D3

Norbuprenorphine - 6 Levels, 6 Levels Used, 6 Points, 6 Points Used, 3 QCs



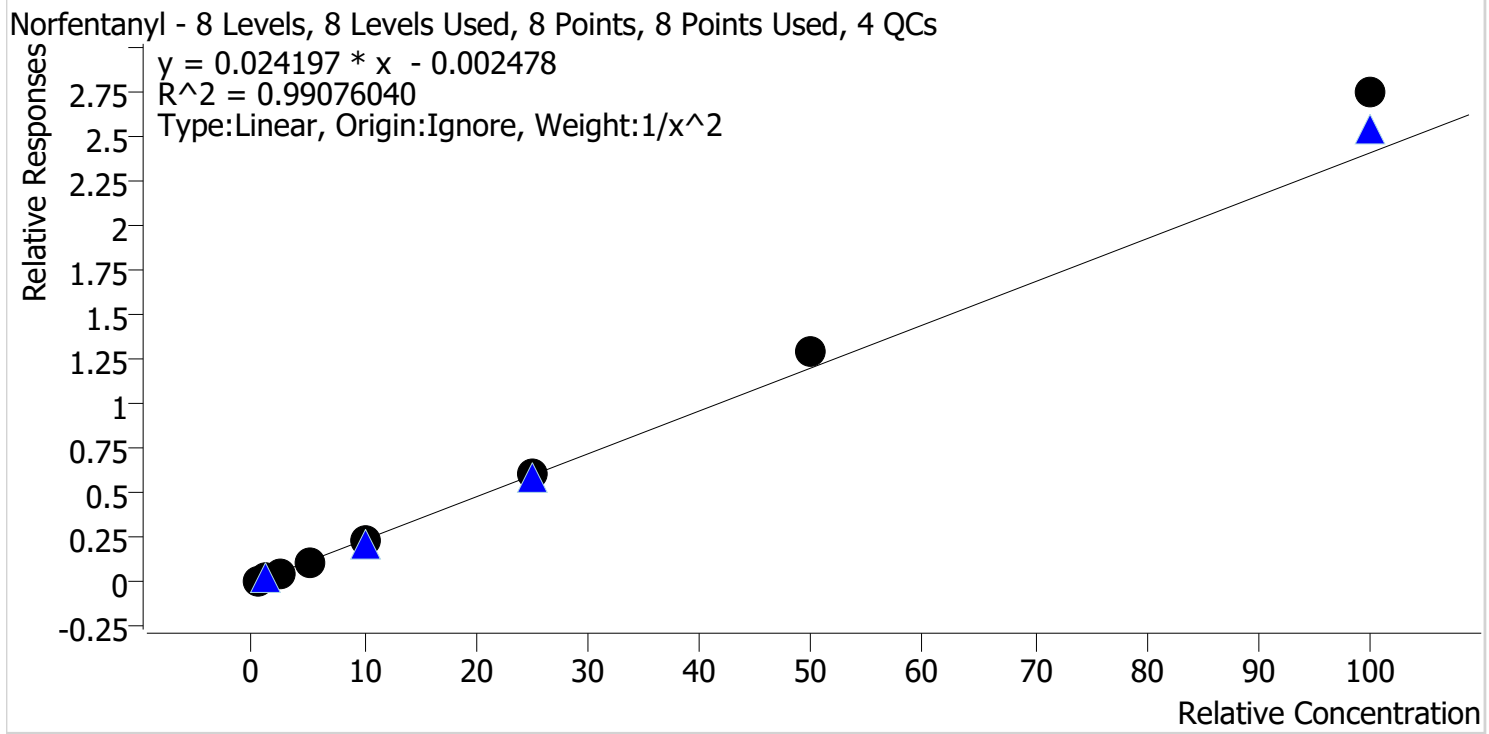
Sample	Level	Enabled	Expected Concentration	Final Concentration	Accuracy
p1 Cal 3 -25ng	3	✓	2.5	2.6	104.5
p1 Cal 4-50ng	4	✓	5.0	4.5	90.5
p1 Cal 5-100ng	5	✓	10.0	9.7	96.5
p1 Cal 6-250ng	6	✓	25.0	28.1	112.3
p1 Cal 7-500ng	7	✓	50.0	49.3	98.6
p1 Cal 8-1000ng	8	✓	100.0	97.6	97.6

SC



AM #28 Multi-Drug Quant. Calibration Curve Report

Batch results D:\MassHunter\Data\2024\AM 27 28\051024 AM 27 28 SC\QuantResults\AM 28 casework.batch.bin
Last Cal. Update 5/14/2024 2:02 PM
Analyst Name ISP\datastor
Analyte Norfentanyl **Internal Standard** Norfentanyl-D5



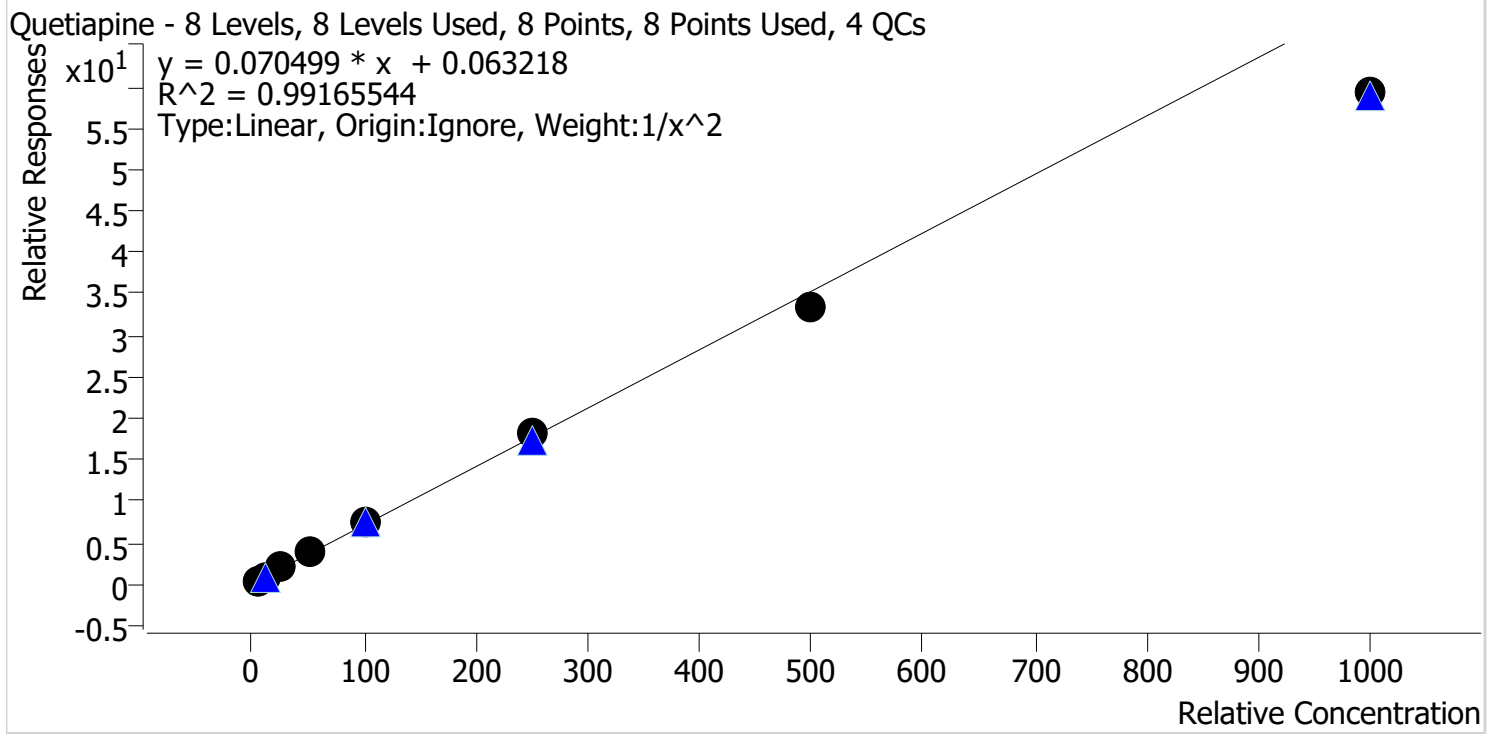
Sample	Level	Enabled	Expected Concentration	Final Concentration	Accuracy
p1 Cal 1-5ng	1	✓	0.5	0.5	103.8
p1 Cal 2-10ng	2	✓	1.0	1.0	98.4
p1 Cal 3 -25ng	3	✓	2.5	2.3	90.4
p1 Cal 4-50ng	4	✓	5.0	4.5	90.9
p1 Cal 5-100ng	5	✓	10.0	9.4	94.3
p1 Cal 6-250ng	6	✓	25.0	25.0	99.9
p1 Cal 7-500ng	7	✓	50.0	54.2	108.4
p1 Cal 8-1000ng	8	✓	100.0	114.0	114.0

SC



AM #28 Multi-Drug Quant. Calibration Curve Report

Batch results D:\MassHunter\Data\2024\AM 27 28\051024 AM 27 28 SC\QuantResults\AM 28 casework.batch.bin
Last Cal. Update 5/14/2024 2:02 PM
Analyst Name ISP\datastor
Analyte Quetiapine **Internal Standard** Quetiapine-D8



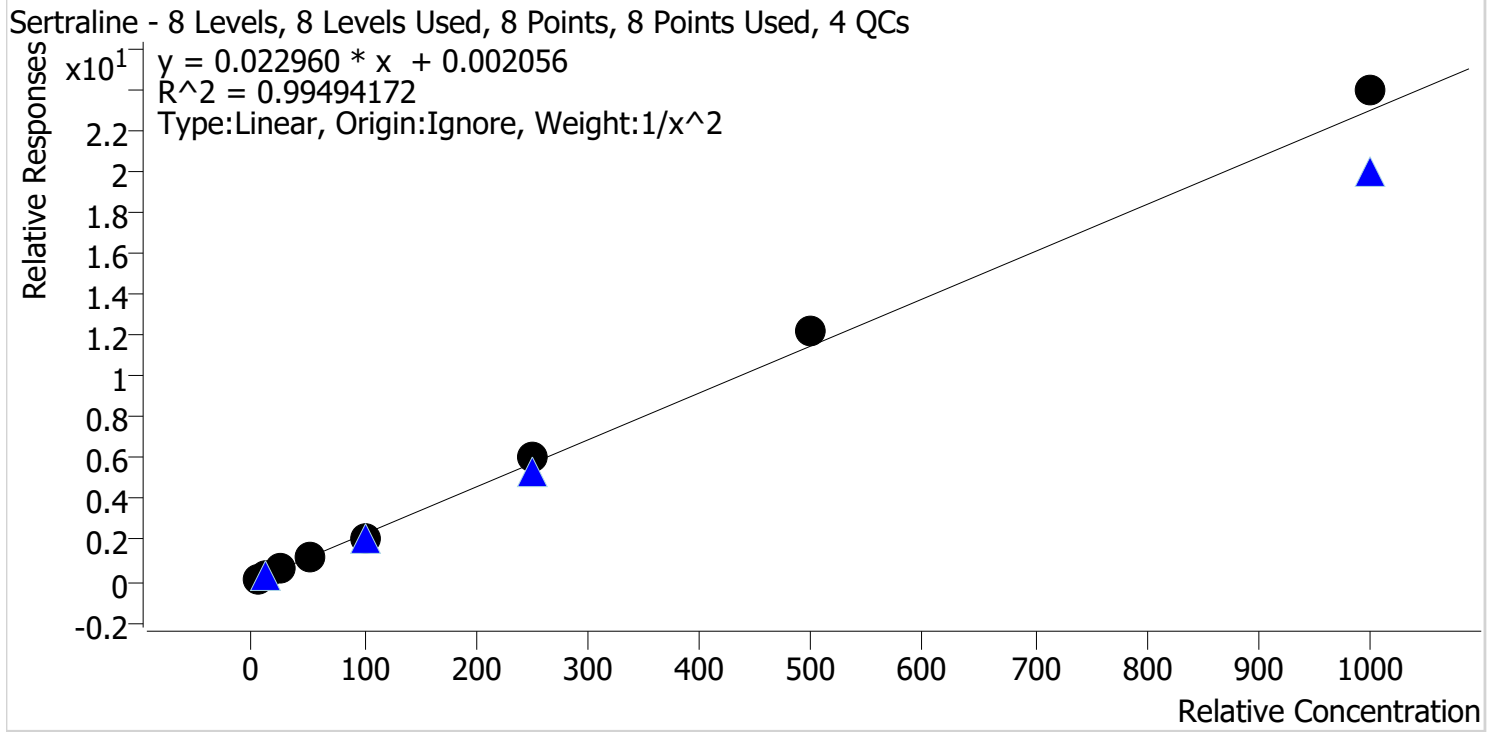
Sample	Level	Enabled	Expected Concentration	Final Concentration	Accuracy
p1 Cal 1-5ng	1	✓	5.0	4.8	95.9
p1 Cal 2-10ng	2	✓	10.0	10.5	104.7
p1 Cal 3 -25ng	3	✓	25.0	26.0	103.8
p1 Cal 4-50ng	4	✓	50.0	53.9	107.9
p1 Cal 5-100ng	5	✓	100.0	105.7	105.7
p1 Cal 6-250ng	6	✓	250.0	258.4	103.4
p1 Cal 7-500ng	7	✓	500.0	473.5	94.7
p1 Cal 8-1000ng	8	✓	1000.0	840.0	84.0

SC



AM #28 Multi-Drug Quant. Calibration Curve Report

Batch results D:\MassHunter\Data\2024\AM 27 28\051024 AM 27 28 SC\QuantResults\AM 28 casework.batch.bin
Last Cal. Update 5/14/2024 2:02 PM
Analyst Name ISP\datastor
Analyte Sertraline **Internal Standard** Sertraline-D3



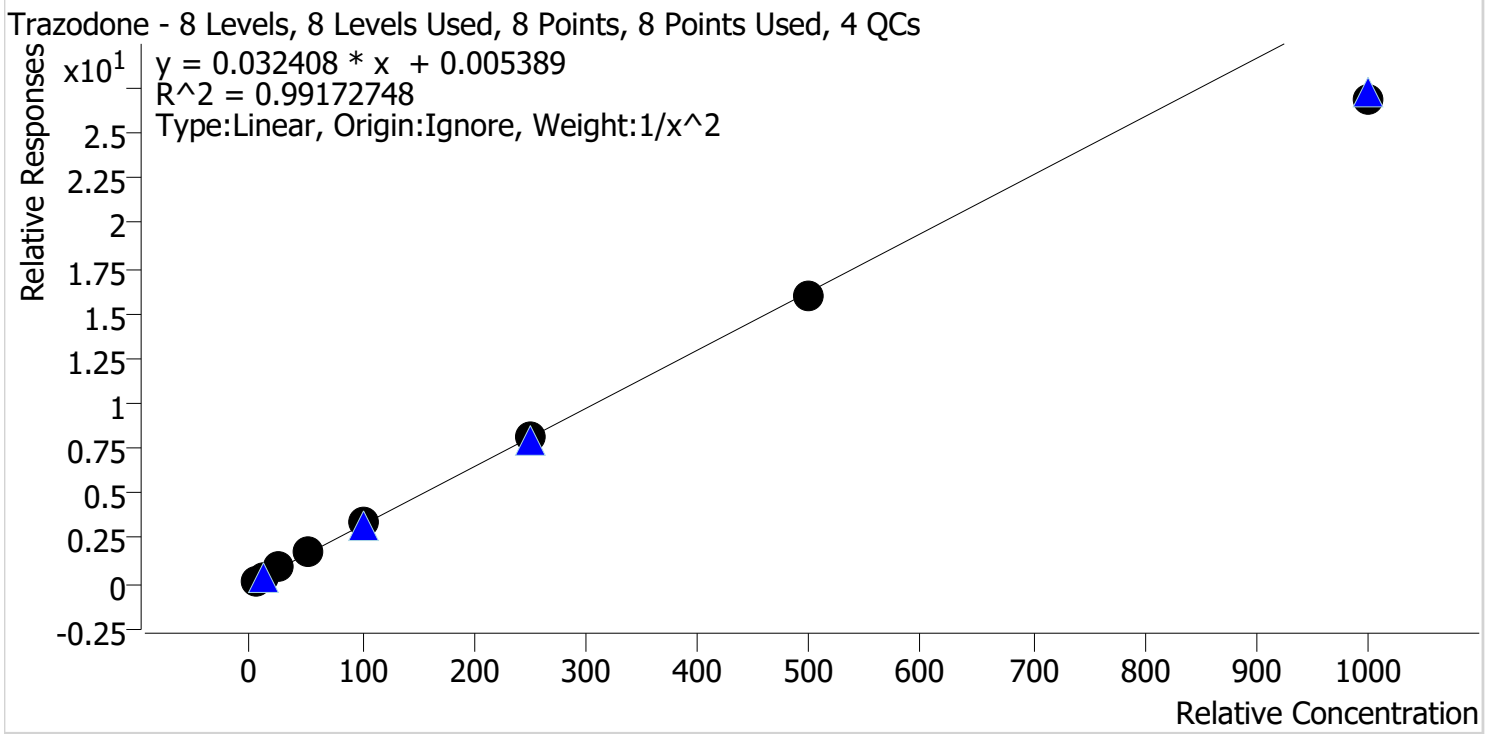
Sample	Level	Enabled	Expected Concentration	Final Concentration	Accuracy
p1 Cal 1-5ng	1	✓	5.0	5.3	106.0
p1 Cal 2-10ng	2	✓	10.0	9.0	89.8
p1 Cal 3 -25ng	3	✓	25.0	23.9	95.7
p1 Cal 4-50ng	4	✓	50.0	50.5	101.0
p1 Cal 5-100ng	5	✓	100.0	93.5	93.5
p1 Cal 6-250ng	6	✓	250.0	260.4	104.1
p1 Cal 7-500ng	7	✓	500.0	528.2	105.6
p1 Cal 8-1000ng	8	✓	1000.0	1042.1	104.2

SC



AM #28 Multi-Drug Quant. Calibration Curve Report

Batch results D:\MassHunter\Data\2024\AM 27 28\051024 AM 27 28 SC\QuantResults\AM 28 casework.batch.bin
Last Cal. Update 5/14/2024 2:02 PM
Analyst Name ISP\datastor
Analyte Trazodone **Internal Standard** Trazodone-D6



Sample	Level	Enabled	Expected Concentration	Final Concentration	Accuracy
p1 Cal 1-5ng	1	✓	5.0	4.8	95.4
p1 Cal 2-10ng	2	✓	10.0	10.5	105.3
p1 Cal 3 -25ng	3	✓	25.0	26.2	105.0
p1 Cal 4-50ng	4	✓	50.0	54.1	108.2
p1 Cal 5-100ng	5	✓	100.0	103.5	103.5
p1 Cal 6-250ng	6	✓	250.0	252.7	101.1
p1 Cal 7-500ng	7	✓	500.0	491.8	98.4
p1 Cal 8-1000ng	8	✓	1000.0	831.7	83.2

SC



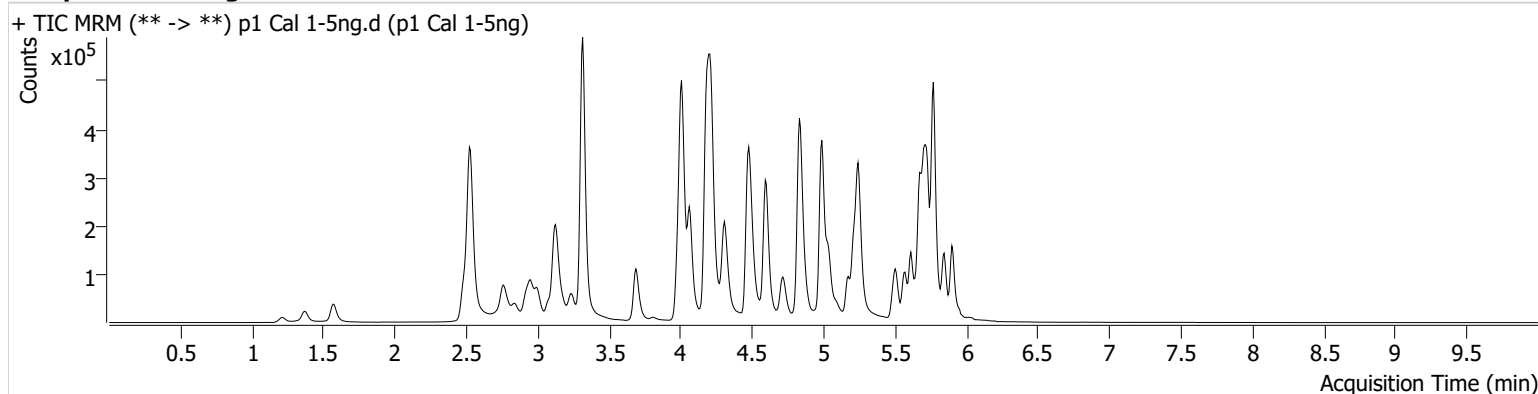
AM #28 Multi-Drug Quant. Results

Batch results D:\MassHunter\Data\2024\AM 27 28\051024 AM 27 28 SC\QuantResults\AM 28 casework.batch.bin
Calibration Last Update 5/14/2024 2:02:37 PM

Instrument Falco (069901) **Data File** p1 Cal 1-5ng.d
Type Cal **Sample** p1 Cal 1-5ng
Acq. Method AM 28 MDQ P1.m **Operator** Sarah Collins
Sample Position P2-H12 **Comment**
Injection Volume 2
Acq. Date-Time 5/10/2024 7:53:22 PM
Sample Info.

Only drugs and concentrations listed on the laboratory report itself are appropriate to be used for interpretation purposes. Any drugs or values included in the notes but not included on the report are used by laboratory personnel to make determinations/reach conclusions within the confines of the methods.

Sample Chromatogram



Name	RT	Resp.	S/N	Ratio	S/N	ISTD Resp.	Final Conc.
alpha-PHP	4.881	12380	233.32	247.7	144.15	439107	5.0335 ng/ml
Alprazolam	5.728	39271	215.74	115.0	296.72	354506	5.0484 ng/ml
Amphetamine	2.999	58432	323.94	47.8	530.60	167637	4.7121 ng/ml
Benzoyllecgonine	3.835	1864	64.30	40.5	61.27	13885	4.9327 ng/ml
Bromazolam	5.773	20286	33923.55	115.9	23310.29	185638	4.9142 ng/ml
Buprenorphine	5.751	480	61.78	12.8	62.23	41202	0.4980 ng/ml
Citalopram	5.173	20085	72.67	31.4	114.71	185902	5.0331 ng/ml
Codeine	2.535	6313	54.31	97.4	45901.47	62103	4.8725 ng/ml
Dextromethorphan	5.230	8626	238.02	93.8	91.49	92839	4.9411 ng/ml
Diphenhydramine	5.244	62992	250.01	27.7	149.05	631544	5.1363 ng/ml
Fentanyl	5.055	1049	21.25	89.9 High	410.63	110952	0.5531 ng/ml
Fluorofentanyl	5.103	2076	50.58	34.3	97.17	774	0.5518 ng/ml
Fluoxetine	5.666	5269	35.51	7.3	335.12	41287	5.0612 ng/ml
Ketamine	4.001	45115	234.16	35.9	183.58	358912	4.8717 ng/ml
Lorazepam	5.706	28938	107.86	60.9	16.25	451887	4.8037 ng/ml
Methamphetamine	3.182	36799	191.44	37.7	43.89	231973	4.9631 ng/ml
Mirtazapine	4.587	46483	57144.15	54.7	495.20	439107	4.9753 ng/ml
Mitragynine	5.184	4596	42.72	38.1	1818.98	225960	4.9215 ng/ml
Morphine	1.220	3015	191.04	25.2	129.60	9443	5.0102 ng/ml
Norfentanyl	4.028	8265	211.97	37.8	45.02	820370	0.5188 ng/ml
Olanzapine	4.407	4830	275.93	56.1	211.12	21662	5.1432 ng/ml
Pseudoephedrine	2.538	109485	3421.42	16.9	673.53	1018454	5.1165 ng/ml
Quetiapine	5.505	36588	186.10	51.8	128451.17	91210	4.7933 ng/ml
Sertraline	5.735	2050	41.61	79.3	22.86	16561	5.3010 ng/ml
Trazodone	5.088	32333	222.41	57.8	12739.77	202019	4.7723 ng/ml
Xylazine	4.035	26120	2275.79	42.1	83.46	270003	5.0530 ng/ml

SC



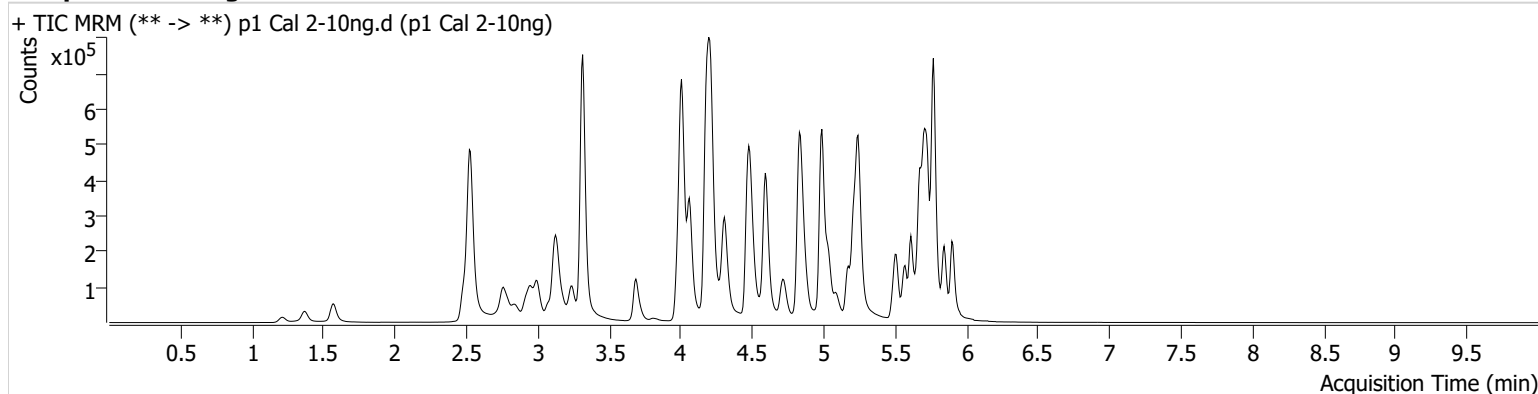
AM #28 Multi-Drug Quant. Results

Batch results D:\MassHunter\Data\2024\AM 27 28\051024 AM 27 28 SC\QuantResults\AM 28 casework.batch.bin
Calibration Last Update 5/14/2024 2:02:37 PM

Instrument Falco (069901) **Data File** p1 Cal 2-10ng.d
Type Cal **Sample** p1 Cal 2-10ng
Acq. Method AM 28 MDQ P1.m **Operator** Sarah Collins
Sample Position P2-G12 **Comment**
Injection Volume 2
Acq. Date-Time 5/10/2024 8:04:08 PM
Sample Info.

Only drugs and concentrations listed on the laboratory report itself are appropriate to be used for interpretation purposes. Any drugs or values included in the notes but not included on the report are used by laboratory personnel to make determinations/reach conclusions within the confines of the methods.

Sample Chromatogram



Name	RT	Resp.	S/N	Ratio	S/N	ISTD Resp.	Final Conc.
alpha-PHP	4.881	31942	274.20	271.1	1130.93	541708	10.1628 ng/ml
Alprazolam	5.734	99912	1501.94	110.6	459.15	432529	9.8486 ng/ml
Amphetamine	2.999	125379	101.04	47.5	1459.04	175534	10.7097 ng/ml
Benzoyllecgonine	3.835	4464	600.23	32.1	94.15	14967	10.5081 ng/ml
Bromazolam	5.766	52267	3638.20	116.3	85210.39	237520	9.9958 ng/ml
Buprenorphine	5.751	1359	175.74	13.1	294.94	58834	0.9562 ng/ml
Citalopram	5.173	62620	168.28	34.0	397.03	277345	10.0344 ng/ml
Codeine	2.535	13491	26785.39	109.1	16500.72	70784	10.0189 ng/ml
Dextromethorphan	5.230	28417	49.00	85.2	57.78	138912	10.4060 ng/ml
Diphenhydramine	5.244	174892	172.61	28.8	587.77	901999	9.6093 ng/ml
Fentanyl	5.049	2501	14.66	67.5	463.13	138183	1.0120 ng/ml
Fluorofentanyl	5.103	4839	633.53	39.4	1825.37	1011	0.9389 ng/ml
Fluoxetine	5.666	10417	898.00	7.4	9.80	Lowokay 39937	9.9173 ng/ml
Ketamine	3.994	106750	14356.25	35.3	112.61	426797	10.2359 ng/ml
Lorazepam	5.706	75862	4352.60	56.8	88.99	581847	10.6387 ng/ml
Methamphetamine	3.182	62885	319.37	37.9	131.52	227723	9.9822 ng/ml
Mirtazapine	4.580	125502	6043.64	52.4	751.43	541708	10.2352 ng/ml
Mitragynine	5.184	13701	25072.39	31.5	4458.99	350018	9.8803 ng/ml
Morphine	1.220	6966	107.24	27.3	170.67	10977	9.9263 ng/ml
Norfentanyl	4.028	20661	73.77	35.9	42.80	968255	0.9843 ng/ml
Olanzapine	4.407	8319	52.28	53.7	83.77	19231	9.6877 ng/ml
Pseudoephedrine	2.538	260500	1235.51	17.5	4365.80	1196594	9.7012 ng/ml
Quetiapine	5.505	101833	198721.02	50.7	19434.08	127043	10.4731 ng/ml
Sertraline	5.735	3263	83.04	108.1	1964.43	15666	8.9823 ng/ml
Trazodone	5.088	88040	70049.12	55.0	55.98	254002	10.5288 ng/ml
Xylazine	4.035	67165	676.61	42.5	122.12	334053	9.9185 ng/ml

SC



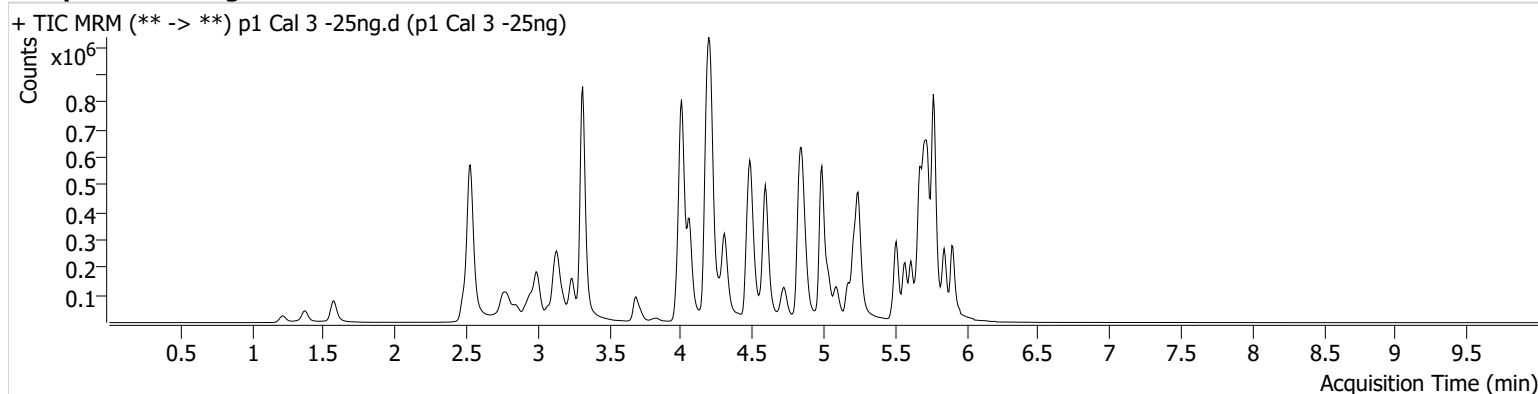
AM #28 Multi-Drug Quant. Results

Batch results D:\MassHunter\Data\2024\AM 27 28\051024 AM 27 28 SC\QuantResults\AM 28 casework.batch.bin
Calibration Last Update 5/14/2024 2:02:37 PM

Instrument Falco (069901) **Data File** p1 Cal 3 -25ng.d
Type Cal **Sample** p1 Cal 3 -25ng
Acq. Method AM 28 MDQ P1.m **Operator** Sarah Collins
Sample Position P2-F12 **Comment**
Injection Volume 2
Acq. Date-Time 5/10/2024 8:14:46 PM
Sample Info.

Only drugs and concentrations listed on the laboratory report itself are appropriate to be used for interpretation purposes. Any drugs or values included in the notes but not included on the report are used by laboratory personnel to make determinations/reach conclusions within the confines of the methods.

Sample Chromatogram



Name	RT	Resp.	S/N	Ratio	S/N	ISTD Resp.	Final Conc.
alpha-PHP	4.881	59422	209.67	261.3	1648.31	425356	23.6202 ng/ml
Alprazolam	5.734	231741	394.07	113.5	1589.13	384392	24.6978 ng/ml
Amphetamine	2.999	234702	220.61	48.4	348.67	140641	26.3641 ng/ml
Benzoylcegonine	3.835	11762	234.59	37.6	88.97	16667	24.3595 ng/ml
Bromazolam	5.766	115803	140318.29	113.9	141353.35	202307	26.1599 ng/ml
Buprenorphine	5.751	2496	174.24	11.9	259.94	36007	2.8076 ng/ml
Citalopram	5.173	101031	196.49	32.9	1478.84	179849	24.3049 ng/ml
Codeine	2.535	32912	2241.05	103.8	35694.00	68841	26.6551 ng/ml
Dextromethorphan	5.230	42205	64189.27	91.1	135.41	88432	23.7535 ng/ml
Diphenhydramine	5.244	303214	11998.78	29.9	964.31	611826	23.9424 ng/ml
Fentanyl	5.049	4549	168.69	72.3	3936.51	97549	2.5273 ng/ml
Fluorofentanyl	5.103	8745	53.17	35.9	304.77	642	2.5634 ng/ml
Fluoxetine	5.666	16517	325.03	9.0	545.67	25838	23.7107 ng/ml
Ketamine	3.994	233998	902.17	35.7	274.98	379099	26.0641 ng/ml
Lorazepam	5.706	141947	136.75	58.0	111.96	458357	26.4086 ng/ml
Methamphetamine	3.175	113748	505.51	37.8	118.89	180738	25.0684 ng/ml
Mirtazapine	4.580	248986	207.76	52.7	913.68	425356	25.0208 ng/ml
Mitragynine	5.184	22884	21954.46	33.4	228.76	217072	27.3610 ng/ml
Morphine	1.220	18019	597.50	25.2	134.38	11166	25.1924 ng/ml
Norbuprenorphine	4.938	453	372.63	95.4	362.07	7826	2.6136 ng/ml
Norfentanyl	4.028	45415	58015.01	35.3	110.84	870229	2.2592 ng/ml
Olanzapine	4.407	11741	385.01	57.4	261.47	11277	22.8811 ng/ml
Pseudoephedrine	2.538	596793	527.38	16.8	896.22	1049026	24.3124 ng/ml
Quetiapine	5.505	196863	2053.56	55.6	133784.01	103993	25.9553 ng/ml
Sertraline	5.735	5426	36.94	91.9	191.00	9843	23.9213 ng/ml
Trazodone	5.088	179685	117393.32	57.3	2649.13	209932	26.2441 ng/ml
Xylazine	4.028	132811	728.00	42.1	359.36	258452	24.5084 ng/ml

SC



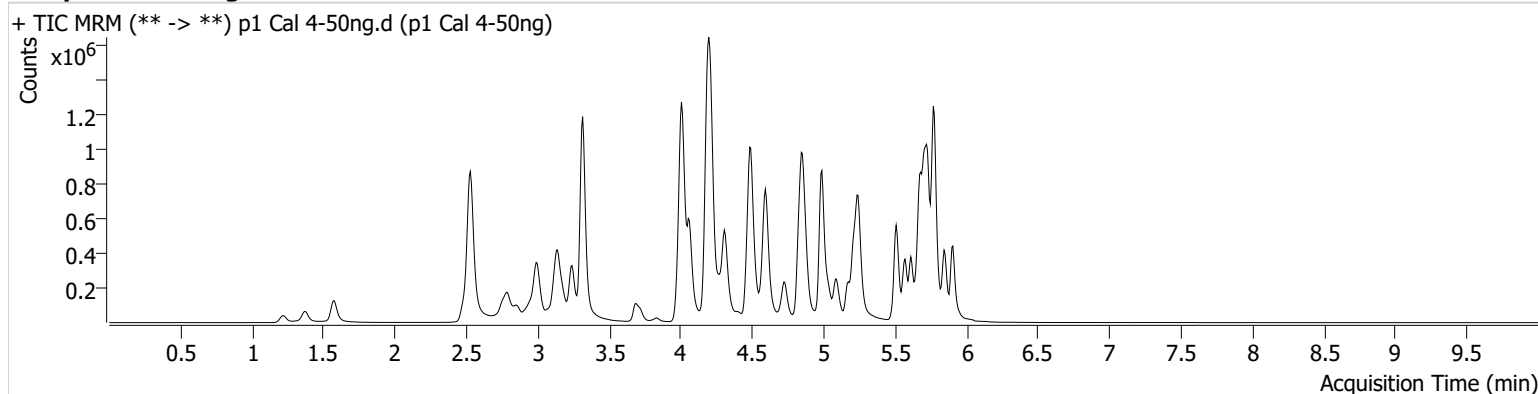
AM #28 Multi-Drug Quant. Results

Batch results D:\MassHunter\Data\2024\AM 27 28\051024 AM 27 28 SC\QuantResults\AM 28 casework.batch.bin
Calibration Last Update 5/14/2024 2:02:37 PM

Instrument Falco (069901) **Data File** p1 Cal 4-50ng.d
Type Cal **Sample** p1 Cal 4-50ng
Acq. Method AM 28 MDQ P1.m **Operator** Sarah Collins
Sample Position P2-E12 **Comment**
Injection Volume 2
Acq. Date-Time 5/10/2024 8:25:23 PM
Sample Info.

Only drugs and concentrations listed on the laboratory report itself are appropriate to be used for interpretation purposes. Any drugs or values included in the notes but not included on the report are used by laboratory personnel to make determinations/reach conclusions within the confines of the methods.

Sample Chromatogram



Name	RT	Resp.	S/N	Ratio	S/N	ISTD Resp.	Final Conc.
alpha-PHP	4.881	136275	1599.26	257.9	11216.16	464931	49.1921 ng/ml
Alprazolam	5.734	493970	2121.45	110.2	714.29	405875	49.2217 ng/ml
Amphetamine	2.999	523564	150.50	46.5	194.72	150064	56.2144 ng/ml
Benzoylcegonine	3.835	23302	156.49	37.8	69.66	16565	48.1878 ng/ml
Bromazolam	5.766	236559	200527.27	115.3	227.67	203322	53.2738 ng/ml
Buprenorphine	5.751	5262	102.14	13.1	923.03	41534	5.1056 ng/ml
Citalopram	5.173	226801	366.27	33.9	1030.72	198096	49.0750 ng/ml
Codeine	2.535	66233	763.21	100.2	658.74	68594	54.8639 ng/ml
Dextromethorphan	5.230	104924	251.43	87.7	1668.76	102649	50.4243 ng/ml
Diphenhydramine	5.244	695510	293.14	28.5	17076.91	659121	50.5292 ng/ml
Fentanyl	5.049	9384	48.80	73.2	7146.70	104679	4.8112 ng/ml
Fluorofentanyl	5.103	18438	273.41	42.7	1380.92	697	4.9242 ng/ml
Fluoxetine	5.666	41794	31080.93	8.0	6051.19	30060	51.0898 ng/ml
Ketamine	3.994	497907	40595.47	35.8	289.39	401957	52.8576 ng/ml
Lorazepam	5.706	263549	2458.48	56.4	150.29	454094	50.2164 ng/ml
Methamphetamine	3.175	256343	532.66	37.6	118.01	199071	53.1876 ng/ml
Mirtazapine	4.580	510497	397989.98	54.4	379.44	464931	46.4519 ng/ml
Mitragynine	5.177	48039	63581.19	37.0	14980.61	250853	50.0656 ng/ml
Morphine	1.220	36843	1093.96	26.2	128.71	11478	50.0739 ng/ml
Norbuprenorphine	4.938	872	271.45	121.7	3736.30	9726	4.5225 ng/ml
Norfentanyl	4.028	103782	2762.01	37.7	421.55	965721	4.5436 ng/ml
Olanzapine	4.400	44692	585.56	51.4	249.73	18914	51.5397 ng/ml
Pseudoephedrine	2.538	1296343	15443.00	17.1	19486.02	1112398	49.1270 ng/ml
Quetiapine	5.505	410157	6211.63	56.4	9369.47	106101	53.9369 ng/ml
Sertraline	5.735	13436	141.28	95.9	127.42	11573	50.4766 ng/ml
Trazodone	5.081	382843	431982.14	57.4	303460.96	217692	54.0987 ng/ml
Xylazine	4.028	300696	894.88	44.0	758.48	289174	49.0403 ng/ml

SC



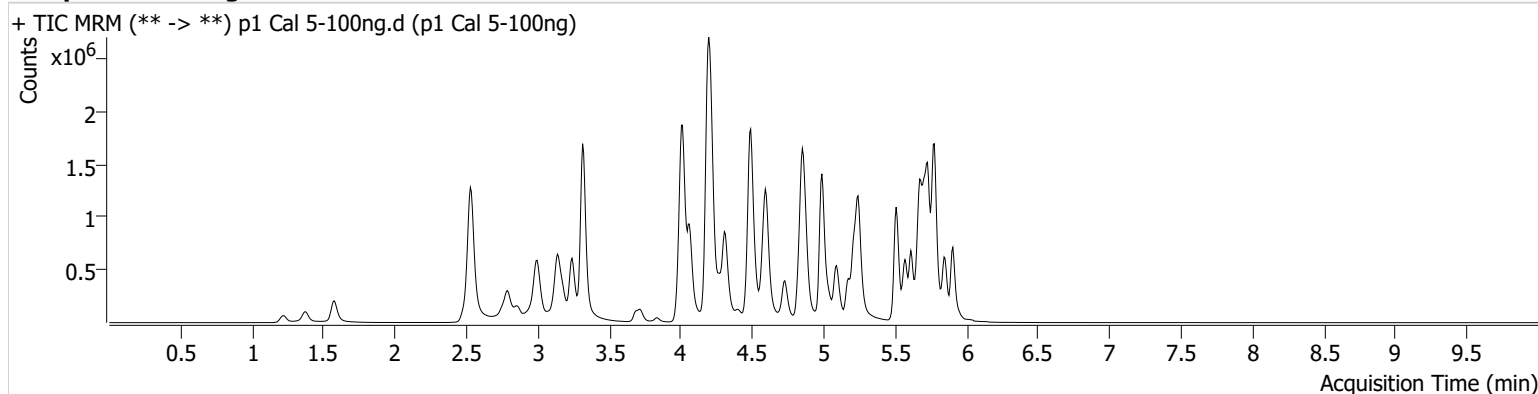
AM #28 Multi-Drug Quant. Results

Batch results D:\MassHunter\Data\2024\AM 27 28\051024 AM 27 28 SC\QuantResults\AM 28 casework.batch.bin
Calibration Last Update 5/14/2024 2:02:37 PM

Instrument Falco (069901) **Data File** p1 Cal 5-100ng.d
Type Cal **Sample** p1 Cal 5-100ng
Acq. Method AM 28 MDQ P1.m **Operator** Sarah Collins
Sample Position P2-D12 **Comment**
Injection Volume 2
Acq. Date-Time 5/10/2024 8:36:00 PM
Sample Info.

Only drugs and concentrations listed on the laboratory report itself are appropriate to be used for interpretation purposes. Any drugs or values included in the notes but not included on the report are used by laboratory personnel to make determinations/reach conclusions within the confines of the methods.

Sample Chromatogram



Name	RT	Resp.	S/N	Ratio	S/N	ISTD Resp.	Final Conc.
alpha-PHP	4.881	258482	1891.21	265.7	7785.35	456487	94.7209 ng/ml
Alprazolam	5.734	931447	∞	108.2	1465.29	366631	102.0693 ng/ml
Amphetamine	2.999	952172	564.31	47.5	9389.16	150848	102.5143 ng/ml
Benzoylcegonine	3.835	45104	57289.68	36.2	285.23	16424	93.7216 ng/ml
Bromazolam	5.766	411144	10025.61	115.4	185334.23	179778	104.8123 ng/ml
Buprenorphine	5.751	9890	2781.40	16.5	1560.40	39554	10.0473 ng/ml
Citalopram	5.173	493197	720.81	33.9	475.64	214577	98.0730 ng/ml
Codeine	2.535	118418	10245.24	99.1	123.88	63992	106.0712 ng/ml
Dextromethorphan	5.230	222861	178.29	86.4	246.35	108873	100.5856 ng/ml
Diphenhydramine	5.244	1403106	464.82	29.4	854.81	681706	98.1813 ng/ml
Fentanyl	5.049	19494	3297.20	82.0	18771.84	117476	8.8620 ng/ml
Fluorofentanyl	5.103	43700	1871.16	39.5	21293.13	892	9.0661 ng/ml
Fluoxetine	5.666	130390	312.57	7.8	30754.77	47806	99.8292 ng/ml
Ketamine	3.994	929740	18974.91	35.3	707.06	390942	101.9856 ng/ml
Lorazepam	5.699	386056	12227.40	56.1	2129.39	354594	94.9251 ng/ml
Methamphetamine	3.175	465682	1434.20	37.7	179.52	188687	103.6011 ng/ml
Mirtazapine	4.580	1052394	1629.97	52.8	2278.78	456487	96.9278 ng/ml
Mitragynine	5.184	106391	94422.74	34.1	240.09	263620	105.9995 ng/ml
Morphine	1.220	67519	4150.78	25.8	146.72	10610	99.2408 ng/ml
Norbuprenorphine	4.938	1654	1152.73	112.3	2065.55	9447	9.6522 ng/ml
Norfentanyl	4.028	163056	2611.38	37.6	269.43	722382	9.4307 ng/ml
Olanzapine	4.400	119564	470.03	53.1	342.82	26005	99.9900 ng/ml
Pseudoephedrine	2.538	2380458	272.32	17.0	565.68	1029311	96.8591 ng/ml
Quetiapine	5.505	892238	635.45	56.8	848361.16	118765	105.6670 ng/ml
Sertraline	5.735	44707	319.47	97.1	355.33	20801	93.5204 ng/ml
Trazodone	5.088	868953	45124.42	59.2	105900.49	258690	103.4810 ng/ml
Xylazine	4.028	553309	4502.39	45.4	766.05	265145	97.8721 ng/ml

SC



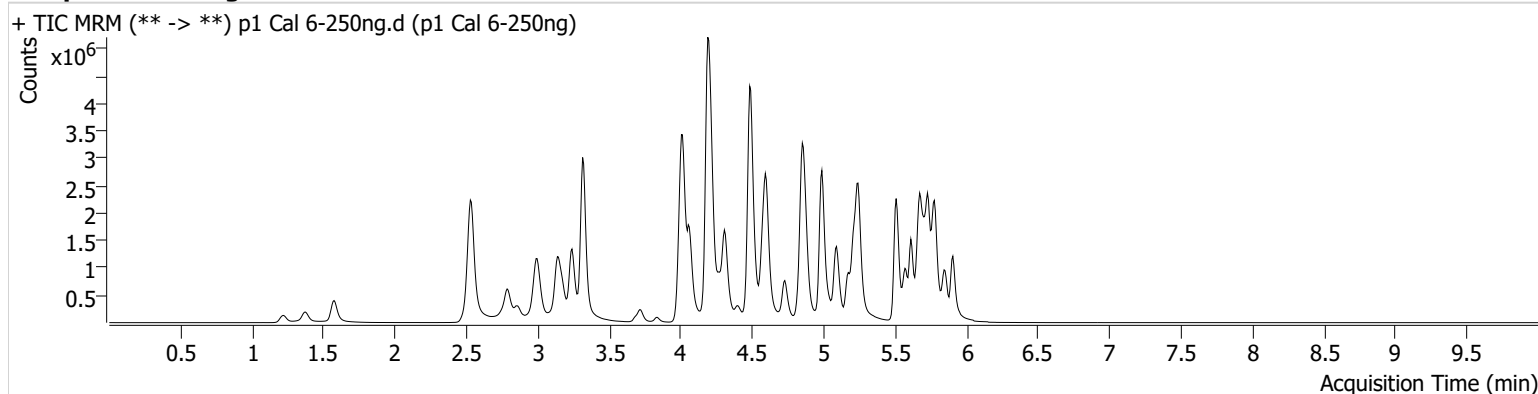
AM #28 Multi-Drug Quant. Results

Batch results D:\MassHunter\Data\2024\AM 27 28\051024 AM 27 28 SC\QuantResults\AM 28 casework.batch.bin
Calibration Last Update 5/14/2024 2:02:37 PM

Instrument Falco (069901) **Data File** p1 Cal 6-250ng.d
Type Cal **Sample** p1 Cal 6-250ng
Acq. Method AM 28 MDQ P1.m **Operator** Sarah Collins
Sample Position P2-C12 **Comment**
Injection Volume 2
Acq. Date-Time 5/10/2024 8:46:37 PM
Sample Info.

Only drugs and concentrations listed on the laboratory report itself are appropriate to be used for interpretation purposes. Any drugs or values included in the notes but not included on the report are used by laboratory personnel to make determinations/reach conclusions within the confines of the methods.

Sample Chromatogram



Name	RT	Resp.	S/N	Ratio	S/N	ISTD Resp.	Final Conc.
alpha-PHP	4.881	596635	4275.98	262.1	2204.99	407226	244.5557 ng/ml
Alprazolam	5.734	1821655	∞	108.6	713.40	281788	258.7575 ng/ml
Amphetamine	2.999	2042204	30682.77	45.6	15003.73	138030	241.6402 ng/ml
Benzoylecgonine	3.835	103960	7504.04	37.6	218.55	14590	242.5801 ng/ml
Bromazolam	5.766	695729	578594.88	118.6	106782.47	127411	250.3945 ng/ml
Buprenorphine	5.751	23014	15682.70	13.9	4734.13	37389	24.6878 ng/ml
Citalopram	5.173	1231993	1453.65	34.3	542.02	213888	245.1051 ng/ml
Codeine	2.535	226265	334.80	99.4	1446.59	52154	250.0370 ng/ml
Dextromethorphan	5.223	583465	2867.32	82.1	189.11	112759	253.6642 ng/ml
Diphenhydramine	5.244	3646835	∞	29.6	8415.68	686703	252.6995 ng/ml
Fentanyl	5.049	57768	4128.76	74.5	138.08	119349	25.7516 ng/ml
Fluorofentanyl	5.103	113620	504.38	41.0	317.57	803	26.0807 ng/ml
Fluoxetine	5.666	277803	1672.21	7.2	163.74	40542	250.1839 ng/ml
Ketamine	3.994	1933007	1137.91	35.3	1110.94	338719	245.4949 ng/ml
Lorazepam	5.699	509939	11866.80	55.8	590.00	197756	225.9624 ng/ml
Methamphetamine	3.175	1028771	679.19	38.2	461.89	174433	250.0952 ng/ml
Mirtazapine	4.580	2630271	63810.43	52.2	364924.65	407226	270.5677 ng/ml
Mitragynine	5.177	275427	236343.58	33.8	221.49	279094	259.8405 ng/ml
Morphine	1.220	147495	861.34	25.9	353.43	9157	251.1608 ng/ml
Norbuprenorphine	4.944	4276	18603.23	110.5	9040.03	8870	28.0772 ng/ml
Norfentanyl	4.028	405815	13207.87	37.0	904.11	674512	24.9663 ng/ml
Olanzapine	4.400	356430	1864.26	53.9	869.29	30457	254.0316 ng/ml
Pseudoephedrine	2.538	5133510	537.34	16.8	223.84	860388	248.8711 ng/ml
Quetiapine	5.505	2197610	60583.29	60.2	1744.54	120228	258.3794 ng/ml
Sertraline	5.735	84042	820.04	91.2	178.96	14054	260.3621 ng/ml
Trazodone	5.088	2245401	1891195.16	62.0	3820936.77	273984	252.7113 ng/ml
Xylazine	4.028	1296060	6583.37	48.0	2239.04	243877	248.4094 ng/ml

SC



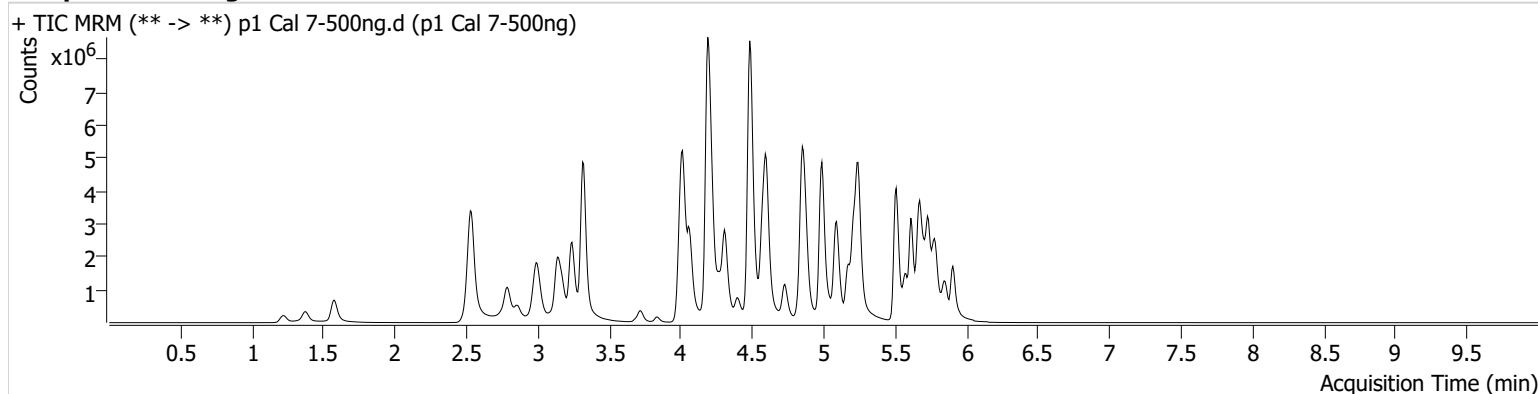
AM #28 Multi-Drug Quant. Results

Batch results D:\MassHunter\Data\2024\AM 27 28\051024 AM 27 28 SC\QuantResults\AM 28 casework.batch.bin
Calibration Last Update 5/14/2024 2:02:37 PM

Instrument Falco (069901) **Data File** p1 Cal 7-500ng.d
Type Cal **Sample** p1 Cal 7-500ng
Acq. Method AM 28 MDQ P1.m **Operator** Sarah Collins
Sample Position P2-B12 **Comment**
Injection Volume 2
Acq. Date-Time 5/10/2024 8:57:14 PM
Sample Info.

Only drugs and concentrations listed on the laboratory report itself are appropriate to be used for interpretation purposes. Any drugs or values included in the notes but not included on the report are used by laboratory personnel to make determinations/reach conclusions within the confines of the methods.

Sample Chromatogram



Name	RT	Resp.	S/N	Ratio	S/N	ISTD Resp.	Final Conc.
alpha-PHP	4.881	1087754	3225.94	255.8	4660.37	343710	527.8669 ng/ml
Alprazolam	5.734	2765077	∞	106.2	941.56	210929	524.0688 ng/ml
Amphetamine	2.999	3155967	63240.00	46.1	12384.94	126538	408.0251 ng/ml
Benzoylcegonine	3.835	192243	518.94	37.9	647.63	13218	494.7679 ng/ml
Bromazolam	5.766	937668	405913.33	118.8	105.67	89267	481.7632 ng/ml
Buprenorphine	5.751	43418	1449.87	15.4	4325.42	37187	46.8002 ng/ml
Citalopram	5.166	2565179	1777.71	33.7	4279.33	216158	504.5107 ng/ml
Codeine	2.535	356424	596.93	100.5	4289.99	45224	455.0434 ng/ml
Dextromethorphan	5.223	1192763	25831.90	81.1	7780.43	115397	506.3155 ng/ml
Diphenhydramine	5.244	7629041	169654.70	30.4	11552.46	708960	511.6336 ng/ml
Fentanyl	5.049	137599	254.91	74.7	992.10	141429	51.7105 ng/ml
Fluorofentanyl	5.103	278858	∞	41.1	5121.65	1029	49.8750 ng/ml
Fluoxetine	5.666	604974	43291.55	7.6	5188.82	44412	496.9434 ng/ml
Ketamine	3.994	3045950	997.13	35.7	467.21	291306	450.2585 ng/ml
Lorazepam	5.699	599208	18003.15	55.9	1431.44	110097	477.8446 ng/ml
Methamphetamine	3.175	1743975	10366.26	37.7	1354.61	148176	500.8929 ng/ml
Mirtazapine	4.573	5401877	1404.60	51.1	6145.43	343710	657.5719 ng/ml
Mitragynine	5.184	556689	1889.06	34.4	238219.69	310465	472.4813 ng/ml
Morphine	1.220	265627	562.65	24.6	2313.78	7899	524.2859 ng/ml
Norbuprenorphine	4.944	8527	81.29	105.0	3659.89	10208	49.2826 ng/ml
Norfentanyl	4.028	623470	17500.81	37.9	338.79	476289	54.1998 ng/ml
Olanzapine	4.400	1052430	4552.38	54.2	3763.74	42910	532.0676 ng/ml
Pseudoephedrine	2.538	8865051	196155.92	16.5	76122.15	723983	510.0705 ng/ml
Quetiapine	5.505	4559149	2401.58	60.2	523.02	136330	473.4663 ng/ml
Sertraline	5.735	167874	461.21	93.8	1048.70	13839	528.2335 ng/ml
Trazodone	5.088	5058488	142911.71	64.9	345252.79	317287	491.7727 ng/ml
Xylazine	4.028	2499429	131878.01	48.9	3226.16	224274	520.3336 ng/ml

SC



AM #28 Multi-Drug Quant. Results

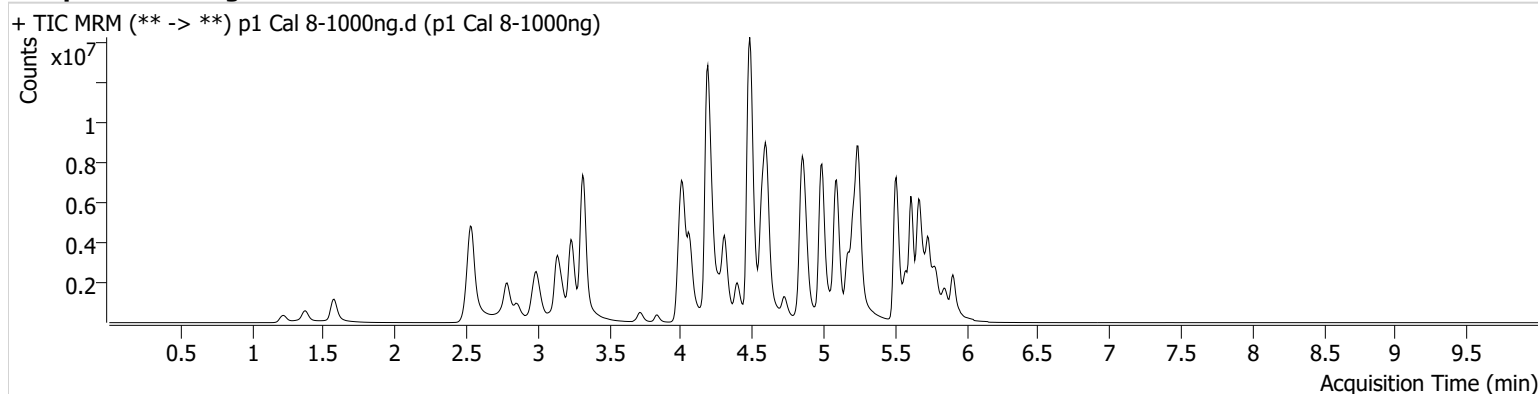
Batch results D:\MassHunter\Data\2024\AM 27 28\051024 AM 27 28 SC\QuantResults\AM 28 casework.batch.bin
Calibration Last Update 5/14/2024 2:02:37 PM

Instrument Falco (069901)
Type Cal
Acq. Method AM 28 MDQ P1.m
Sample Position P2-A12
Injection Volume 2
Acq. Date-Time 5/10/2024 9:07:51 PM
Sample Info.

Data File p1 Cal 8-1000ng.d
Sample p1 Cal 8-1000ng
Operator Sarah Collins
Comment

Only drugs and concentrations listed on the laboratory report itself are appropriate to be used for interpretation purposes. Any drugs or values included in the notes but not included on the report are used by laboratory personnel to make determinations/reach conclusions within the confines of the methods.

Sample Chromatogram



Name	RT	Resp.	S/N	Ratio	S/N	ISTD Resp.	Final Conc.
alpha-PHP	4.881	1697126	3738.33	262.6	13400.91	265162	1067.2092 ng/ml
Alprazolam	5.734	3284879	634.01	112.8	814.31	141247	929.2491 ng/ml
Amphetamine	2.992	4129884	98.66	44.8	64159.30	96283	702.4431 ng/ml
Benzoylcegonine	3.835	457923	663.12	36.8	487.44	13811	1127.4362 ng/ml
Bromazolam	5.766	1177731	2065.11	119.9	789734.34	60529	892.4729 ng/ml
Buprenorphine	5.751	74074	34440.73	14.5	4107.44	30429	97.5428 ng/ml
Citalopram	5.166	5376238	611.31	32.5	51983.88	214298	1066.0672 ng/ml
Codeine	2.528	557520	∞	97.8	12662.79	36241	889.1828 ng/ml
Dextromethorphan	5.223	2291192	406.15	79.9	9522.19	114549	979.4167 ng/ml
Diphenhydramine	5.244	15419002	139782.52	29.6	10875.31	713100	1027.6540 ng/ml
Fentanyl	5.049	382038	458.87	74.0	627116.99	190685	106.4325 ng/ml
Fluorofentanyl	5.103	710562	174078.93	42.2	574024.88	1127	115.9399 ng/ml
Fluoxetine	5.666	1316261	28348.15	7.6	180878.95	46470	1032.8932 ng/ml
Ketamine	3.987	4931702	2137963.67	34.8	418.59	267640	793.8935 ng/ml
Lorazepam	5.699	745895	20506.44	54.6	3537.36	59274	1105.9305 ng/ml
Methamphetamine	3.175	2163262	9395.69	37.8	6303.81	101949	904.4984 ng/ml
Mirtazapine	4.573	11004306	237334.53	50.0	62088.62	265162	1735.4662 ng/ml
Mitragynine	5.177	1118469	2172.42	35.4	3210.24	332184	887.6066 ng/ml
Morphine	1.220	455391	1810.50	26.1	∞	7469	950.5262 ng/ml
Norbuprenorphine	4.938	17978	558.02	107.0	1204.99	10959	97.6085 ng/ml
Norfentanyl	4.028	720057	883.24	39.1	632.11	261262	114.0021 ng/ml
Olanzapine	4.393	3087420	6475.99	56.5	15886.82	68579	976.3852 ng/ml
Pseudoephedrine	2.538	14741309	149538.68	16.2	152.75	574956	1067.3145 ng/ml
Quetiapine	5.505	9081919	2555.91	60.0	66523.71	153206	839.9602 ng/ml
Sertraline	5.735	331463	19773.42	91.6	376.79	13852	1042.0697 ng/ml
Trazodone	5.081	12002497	195045.33	71.2	237158.00	445195	831.7198 ng/ml
Xylazine	4.021	4595189	167099.84	49.3	48919.23	209537	1023.3867 ng/ml

AM# 28: Multi-Drug Quantitation by LC-MS/MS

8C

Extraction Date: 05/14/2024

Analyst: Sarah Collins

Plate lot#: 231215

Plate Retest Date: 06/15/2024

Mobile phase A: 5mM Amm Form + 0.01% FA

Mobile phase B: 0.01% Formic Acid in MeOH

Blank Blood Lot: 23A52595

Blank Urine Lot: N/A

Column: Agilent 120 EC-C18 (2.1x 100-2.7um)

LCMS-QQQ ID: 069901

Pre-Analytic:

- 1. Check levels of mobile phases and needle wash refill as needed. Ensure waste is not full.
- 2. Ensure correct column is installed and begin mobile phase flow allow to equilibrate ~ 30 minutes.
- 3. Create worklist

Analytic:

- 1. Remove standards, plate, controls, and samples from cold storage. Allow to reach room temperature.
- 2. Urine Hydrolysis: In blank well, add 250µL urine, 40µL BG Turbo, and 100µL Instant Buffer I. Place on plate shaker for 5 minutes.
- 3. Using a calibrated pipette, pipette 250µL blood or 250µL hydrolyzed urine in wells of analytical (standards) plate. Pipette ID: #42
- 4. Place on shaking incubator at ambient temp., 900rpm for 15 minutes.
- 5. Pipette 250µL 0.5M ammonium hydroxide in wells of analytical plate.
- 6. Place on shaking incubator at ambient temp., 900rpm for 15 minutes.
- 7. Transfer 200µL of blood+base/urine+base mixture to corresponding wells of SLE+ plate.
- 8. Apply positive pressure for approx. 10-15 seconds (or until no liquid remains on top of sorbent). *(Load at 85-100 PSI- Selector to the right)*
- 9. Wait 5 minutes.
- 10. Add 900uL ethyl acetate.
- 11. Wait 5 minutes.
- 12. Apply positive pressure for approx. 15 seconds. *(10-15 PSI- Selector to the left)*.
- 13. Add 900uL ethyl acetate.
- 14. Wait 5 minutes.
- 15. Apply positive pressure for approx. 15 seconds. *(10-15 PSI- Selector to the left)*.
- 16. Remove plate containing eluate. Place on SPE Dry and evaporate to dryness at approx. 35°C.
- 17. Add 50µL 1% HCl in MeOH to wells and place plate cover on plate before drying. This step is required for urine samples, but optional for blood samples.
- 18. Reconstitute in 100µL 20% LC MeOH and heat seal plate with foil. Place in autosampler and run worklist.

Post-Analytic

- 1. Create batch and process data.
- 2. Make necessary changes to integration limits
- 3. Integration linear and R² values ≥0.98 for each analyte.
- 4. For unknown samples and controls: response ratio within 20% of average of controls and standards, RT within +/- 5% (tramadol RT +/-2%), S/N for primary transition >10 and secondary transitions >5.
- 5. Did all QCs pass for each analyte? Yes, see comments Add Control data to QC tracking spreadsheet.
- 6. Central File Packet to include: LIMS Worklist, Method Checklist, Calibration and Control Reports.

COMMENTS: Due to contamination in case samples M2024-1634-1 and M2024-1687-1 in the original extraction, the calibrators, controls and case samples were re-extracted starting from step #7. The re-extract data had no issues and will be used for evaluation of these two case samples.

Compounds Evaluated and Curve Range Limits:

Amphetamine 5-500 accuracy

Fentanyl

Fluorofentanyl 2.5-100 accuracy

Methamphetamine

Mirtazapine

Mitragynine

Norfentanyl

Olanzapine

Trazodone

8C

	1	2	3	4	5	6	7	8	9	10	11	12
A	IS + Cal. 1	IS + QC_1									m2024-1634-1	IS + Cal. 8
B	IS + Cal. 2	IS + QC_2									m2024-1687-1	IS + Cal. 7
C	IS + Cal. 3	IS + QC_3									negative blood	IS + Cal. 6
D	IS + Cal. 4	IS + QC_4									IS + QC_2	IS + Cal. 5
E	IS + Cal. 5	IS + QC_2									IS + QC_4	IS + Cal. 4
F	IS + Cal. 6										IS + QC_3	IS + Cal. 3
G	IS + Cal. 7										IS + QC_2	IS + Cal. 2
H	IS + Cal. 8										IS + QC_1	IS + Cal. 1

All wells to contain 60 µl of Trapping Solution

SC



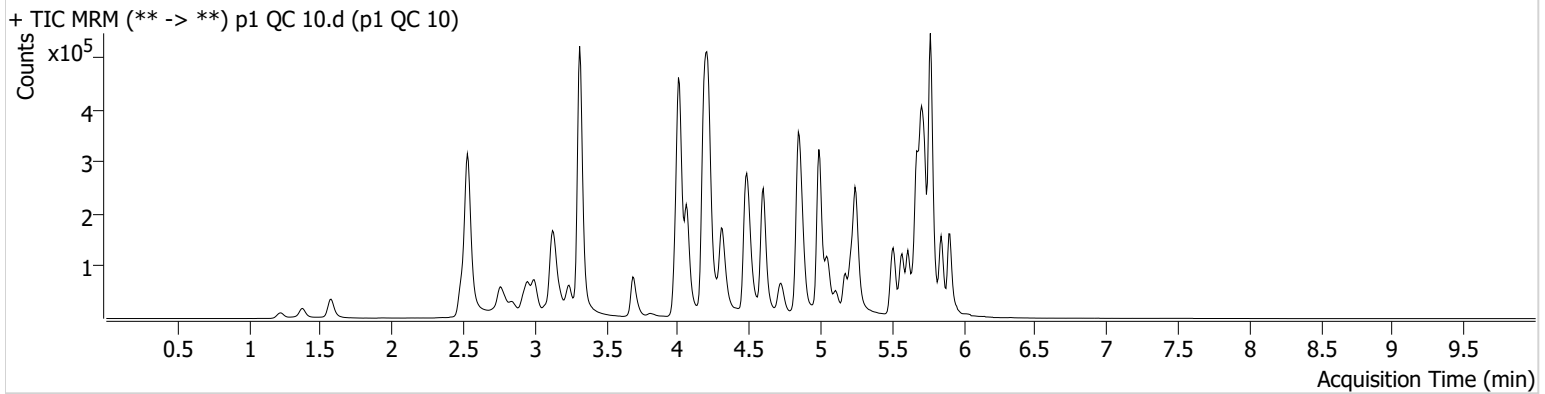
AM #28 Multi-Drug Quant. Results

Batch results D:\MassHunter\Data\2024\AM 27 28\051424 AM 28 SC reextract\QuantResults\AM 28 casework.batch.bin
Calibration Last Update 5/15/2024 7:48:35 AM

Instrument Falco (069901) **Data File** p1 QC 10.d
Type QC **Sample** p1 QC 10
Acq. Method AM 28 MDQ P1.m **Operator** Sarah Collins
Sample Position P2-H11 **Comment**
Injection Volume 2
Acq. Date-Time 5/14/2024 1:10:38 PM
Sample Info.

Only drugs and concentrations listed on the laboratory report itself are appropriate to be used for interpretation purposes. Any drugs or values included in the notes but not included on the report are used by laboratory personnel to make determinations/reach conclusions within the confines of the methods.

Sample Chromatogram



Name	RT	Resp.	S/N	Ratio	S/N	ISTD Resp.	Final Conc.
Amphetamine	2.999	75731	519.87	46.7	136.64	110009	9.7412 ng/ml
Fentanyl	5.055	1813	35.84	84.1	2025.48	94849	1.0013 ng/ml
Fluorofentanyl	5.116	3552	94.40	50.0	198.76	729	0.6732 ng/ml
Methamphetamine	3.182	44559	540.94	37.1	59.13	181076	9.6731 ng/ml
Mirtazapine	4.586	68958	350.89	54.8	433.47	323367	9.9839 ng/ml
Mirtazapine	5.191	6963	28.66	38.0	63.90	167284	10.2464 ng/ml
Norfentanyl	4.028	14107	259.03	36.7	46.04	687020	0.9542 ng/ml
Olanzapine	4.414	8312	7230.42	47.6	343.28	17550	10.8284 ng/ml
Trazodone	5.102	56732	105.14	56.7	472.06	164007	10.1846 ng/ml

SC



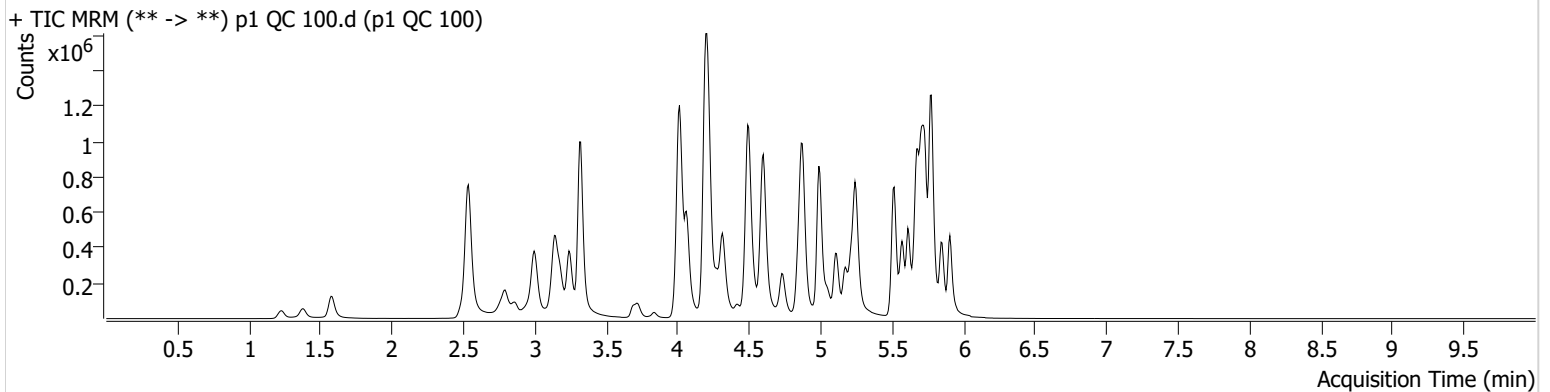
AM #28 Multi-Drug Quant. Results

Batch results D:\MassHunter\Data\2024\AM 27 28\051424 AM 28 SC reextract\QuantResults\AM 28 casework.batch.bin
Calibration Last Update 5/15/2024 7:48:35 AM

Instrument Falco (069901) **Data File** p1 QC 100.d
Type QC **Sample** p1 QC 100
Acq. Method AM 28 MDQ P1.m **Operator** Sarah Collins
Sample Position P2-G11 **Comment**
Injection Volume 2
Acq. Date-Time 5/14/2024 3:07:35 PM
Sample Info.

Only drugs and concentrations listed on the laboratory report itself are appropriate to be used for interpretation purposes. Any drugs or values included in the notes but not included on the report are used by laboratory personnel to make determinations/reach conclusions within the confines of the methods.

Sample Chromatogram



Name	RT	Resp.	S/N	Ratio	S/N	ISTD Resp.	Final Conc.
Amphetamine	2.999	629884	1781.37	46.7	1789.27	91957	101.3626 ng/ml
Fentanyl	5.055	17873	771.16	68.5	457.13	92690	10.5388 ng/ml
Fluorofentanyl	5.110	36750	307.73	40.6	1947.33	711	9.0924 ng/ml
Methamphetamine	3.182	438953	4406.19	37.2	1445.74	181863	99.0562 ng/ml
Mirtazapine	4.587	715255	37464.78	55.5	267.21	261377	114.0786 ng/ml
Mitragynine	5.184	80584	614.09	32.8	41.58	210162	86.1755 ng/ml
Norfentanyl	4.035	116527	8164.78	37.4	299.41	545687	9.2325 ng/ml
Olanzapine	4.414	91138	654.67	53.3	1546.76	19004	102.7620 ng/ml
Trazodone	5.109	581482	7324.69	59.1	13378.38	171028	100.2244 ng/ml

SC



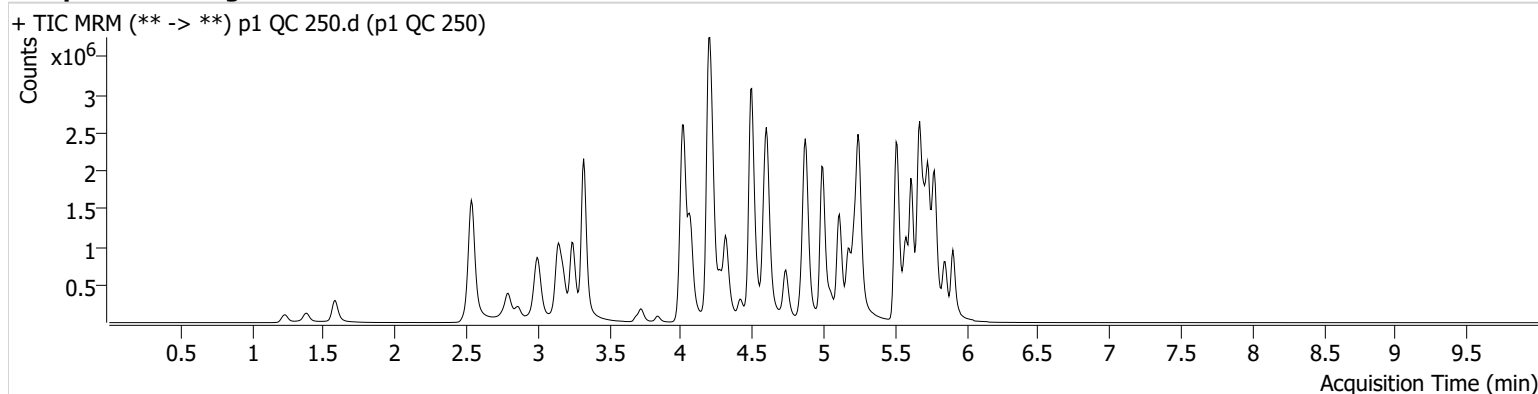
AM #28 Multi-Drug Quant. Results

Batch results D:\MassHunter\Data\2024\AM 27 28\051424 AM 28 SC reextract\QuantResults\AM 28 casework.batch.bin
Calibration Last Update 5/15/2024 7:48:35 AM

Instrument Falco (069901) **Data File** p1 QC 250.d
Type QC **Sample** p1 QC 250
Acq. Method AM 28 MDQ P1.m **Operator** Sarah Collins
Sample Position P2-F11 **Comment**
Injection Volume 2
Acq. Date-Time 5/14/2024 1:31:53 PM
Sample Info.

Only drugs and concentrations listed on the laboratory report itself are appropriate to be used for interpretation purposes. Any drugs or values included in the notes but not included on the report are used by laboratory personnel to make determinations/reach conclusions within the confines of the methods.

Sample Chromatogram



Name	RT	Resp.	S/N	Ratio	S/N	ISTD Resp.	Final Conc.
Amphetamine	3.006	1558902	47761.68	44.7	18096.68	96860	238.8321 ng/ml
Fentanyl	5.055	106986	112.31	72.2	992.53	228059	25.7076 ng/ml
Fluorofentanyl	5.110	263755	4655.18	38.8	64546.39	1578	29.8662 ng/ml
Methamphetamine	3.182	989915	1097.16	37.5	310.75	166696	244.4073 ng/ml
Mirtazapine	4.586	2469201	4398.53	55.0	22266.56	285210	358.3471 ng/ml
Mitragynine	5.191	388978	458877.97	34.0	145769.78	363364	238.7925 ng/ml
Norfentanyl	4.035	294260	2106.91	38.4	∞	525462	24.0925 ng/ml
Olanzapine	4.414	458699	2109.86	54.1	1484.30	42072	232.6619 ng/ml
Trazodone	5.109	2162625	66388.43	61.8	61896.44	275338	231.5551 ng/ml

SC



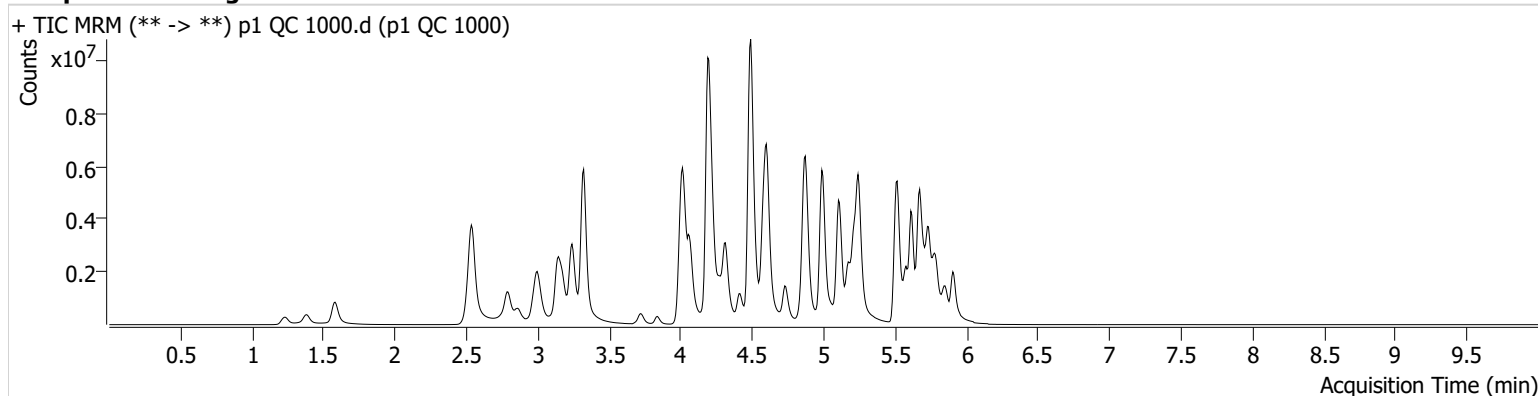
AM #28 Multi-Drug Quant. Results

Batch results D:\MassHunter\Data\2024\AM 27 28\051424 AM 28 SC reextract\QuantResults\AM 28 casework.batch.bin
Calibration Last Update 5/15/2024 7:48:35 AM

Instrument Falco (069901) **Data File** p1 QC 1000.d
Type QC **Sample** p1 QC 1000
Acq. Method AM 28 MDQ P1.m **Operator** Sarah Collins
Sample Position P2-E11 **Comment**
Injection Volume 2
Acq. Date-Time 5/14/2024 1:53:08 PM
Sample Info.

Only drugs and concentrations listed on the laboratory report itself are appropriate to be used for interpretation purposes. Any drugs or values included in the notes but not included on the report are used by laboratory personnel to make determinations/reach conclusions within the confines of the methods.

Sample Chromatogram



Name	RT	Resp.	S/N	Ratio	S/N	ISTD Resp.	Final Conc.
Amphetamine	2.999	3518926	31759.34	44.6	611.59	70512	741.6085 ng/ml
Fentanyl	5.055	266210	19086.87	75.1	251.75	149461	97.7410 ng/ml
Fluorofentanyl	5.110	588768	11889.55	40.6	13156.80	1049	100.7546 ng/ml
Methamphetamine	3.175	2703715	352.94	36.7	227.49	122128	912.4336 ng/ml
Mirtazapine	4.580	7015411	381.07	53.4	83699.19	199953	1448.6147 ng/ml
Mitragynine	5.184	965850	612640.56	34.1	250752.14	216013	994.2187 ng/ml
Norfentanyl	4.035	739726	11433.85	38.6	7805.39	294089	107.9576 ng/ml
Olanzapine	4.414	1826298	3751.19	55.6	1629.22	40476	960.4915 ng/ml
Trazodone	5.102	7459301	670802.70	67.8	795272.09	265315	828.8840 ng/ml

SC

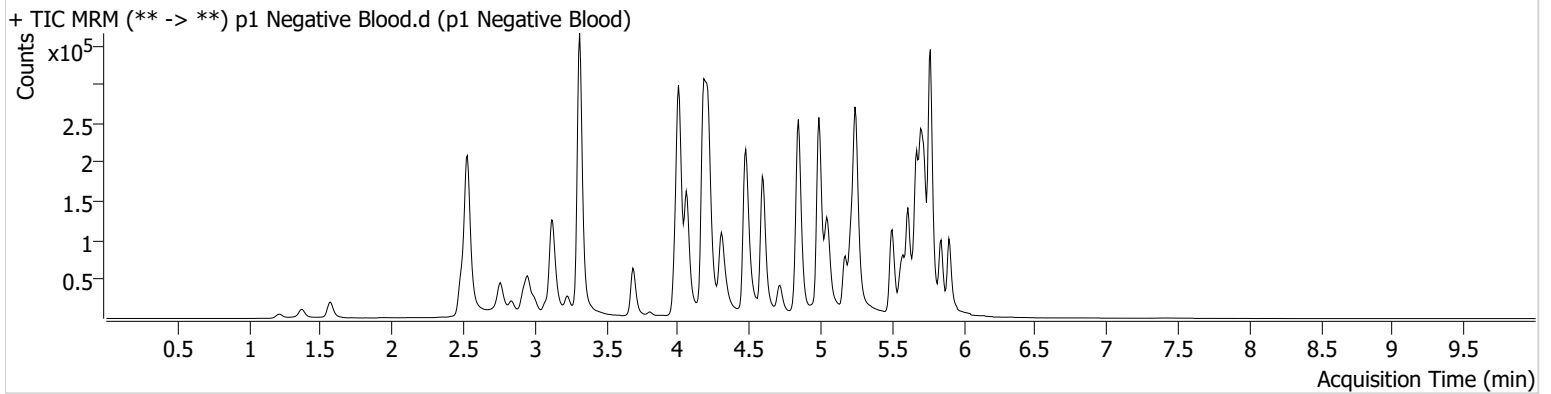


AM #28 Multi-Drug Quant. Results

Batch results D:\MassHunter\Data\2024\AM 27 28\051424 AM 28 SC reextract\QuantResults\AM 28 casework.batch.bin
Calibration Last Update 5/15/2024 7:48:35 AM

Instrument	Falco (069901)	Data File	p1 Negative Blood.d
Type	Sample	Sample	p1 Negative Blood
Acq. Method	AM 28 MDQ P1.m	Operator	Sarah Collins
Sample Position	P2-C11	Comment	Only drugs and concentrations listed on the laboratory report itself are appropriate to be used for interpretation purposes. Any drugs or values included in the notes but not included on the report are used by laboratory personnel to make determinations/reach conclusions within the confines of the methods.
Injection Volume	2		
Acq. Date-Time	5/14/2024 2:14:24 PM		
Sample Info.			

Sample Chromatogram



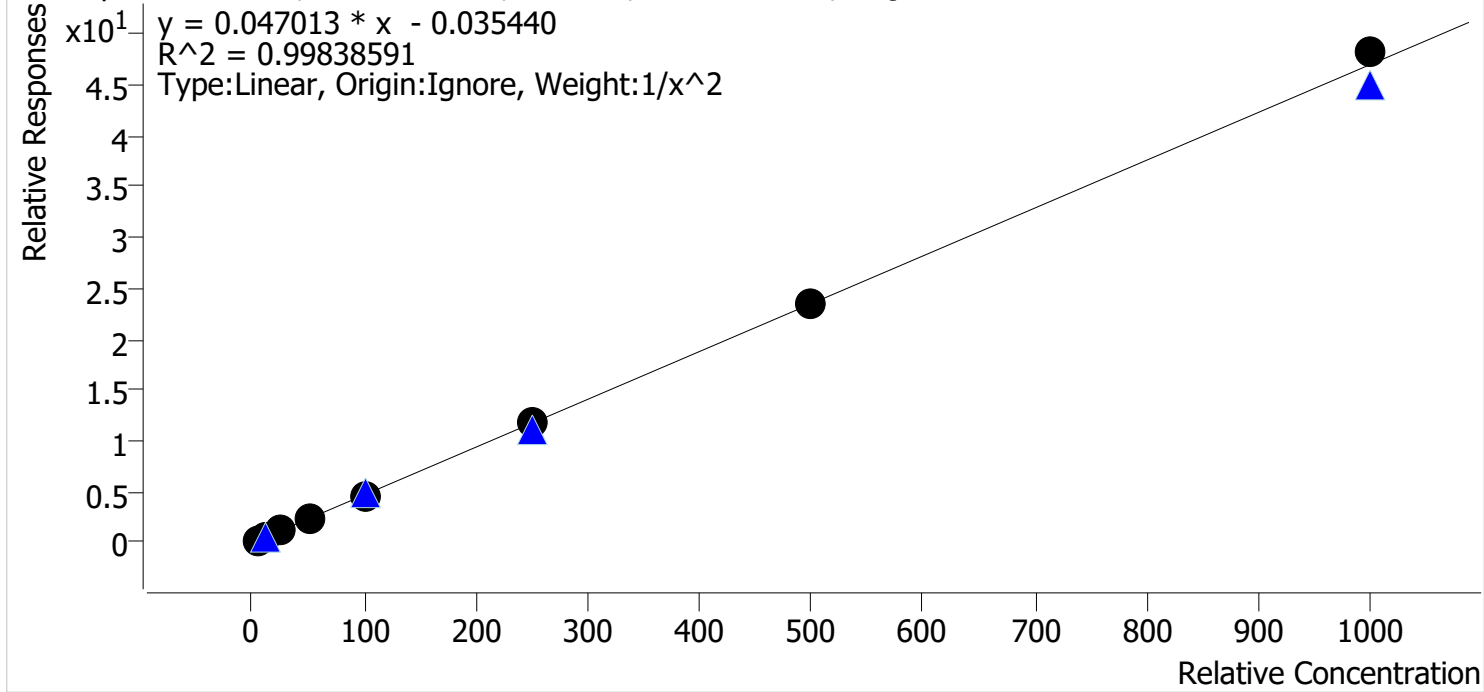
SC



AM #28 Multi-Drug Quant. Calibration Curve Report

Batch results D:\MassHunter\Data\2024\AM 27 28\051424 AM 28 SC reextract\QuantResults\AM 28 casework.batch.bin
Last Cal. Update 5/15/2024 7:48 AM
Analyst Name ISP\datastor
Analyte Olanzapine **Internal Standard** Olanzapine-D8

Olanzapine - 8 Levels, 8 Levels Used, 8 Points, 8 Points Used, 4 QCs



Sample	Level	Enabled	Expected Concentration	Final Concentration	Accuracy
p1 Cal 1-5ng	1	✓	5.0	5.0	100.5
p1 Cal 2-10ng	2	✓	10.0	9.7	97.4
p1 Cal 3 -25ng	3	✓	25.0	26.5	105.9
p1 Cal 4-50ng	4	✓	50.0	49.6	99.2
p1 Cal 5-100ng	5	✓	100.0	94.0	94.0
p1 Cal 6-250ng	6	✓	250.0	250.4	100.2
p1 Cal 7-500ng	7	✓	500.0	501.4	100.3
p1 Cal 8-1000ng	8	✓	1000.0	1025.8	102.6

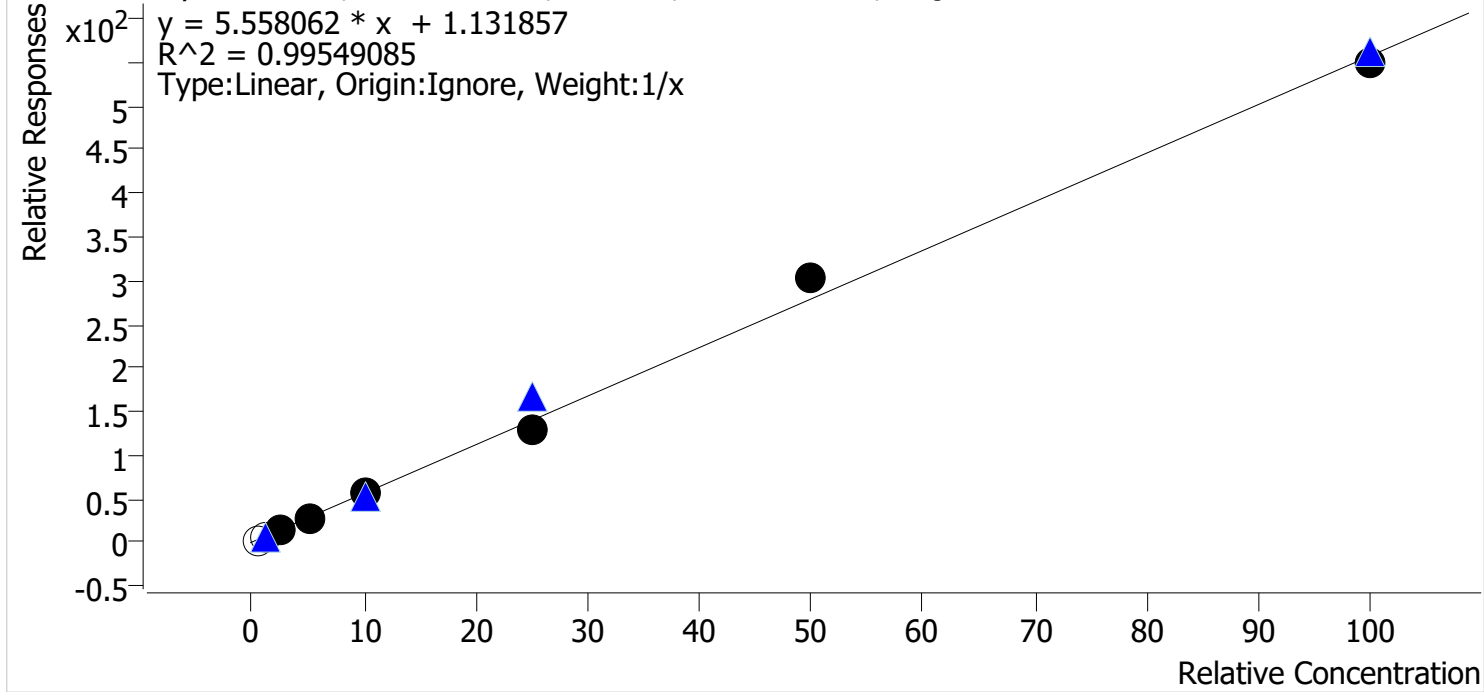
SC



AM #28 Multi-Drug Quant. Calibration Curve Report

Batch results D:\MassHunter\Data\2024\AM 27 28\051424 AM 28 SC reextract\QuantResults\AM 28 casework.batch.bin
Last Cal. Update 5/15/2024 7:48 AM
Analyst Name ISP\datastor
Analyte Fluorofentanyl **Internal Standard** Fluorofentanyl-D5

Fluorofentanyl - 8 Levels, 6 Levels Used, 8 Points, 6 Points Used, 4 QCs



Sample	Level	Enabled	Expected Concentration	Final Concentration	Accuracy
p1 Cal 1-5ng	1	x	0.5	0.3	60.6
p1 Cal 2-10ng	2	x	1.0	0.6	59.8
p1 Cal 3 -25ng	3	✓	2.5	2.8	113.8
p1 Cal 4-50ng	4	✓	5.0	4.5	90.0
p1 Cal 5-100ng	5	✓	10.0	9.9	98.7
p1 Cal 6-250ng	6	✓	25.0	22.7	90.9
p1 Cal 7-500ng	7	✓	50.0	54.1	108.1
p1 Cal 8-1000ng	8	✓	100.0	98.5	98.5

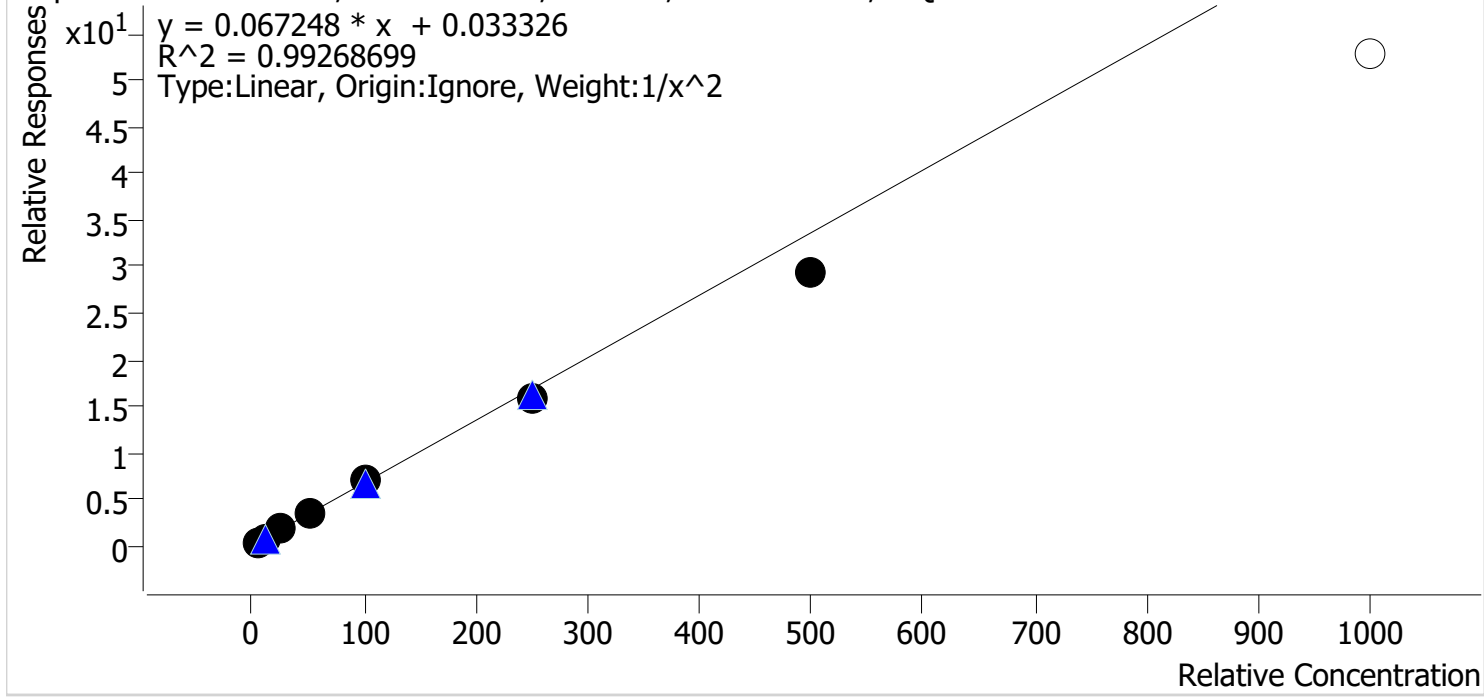
SC



AM #28 Multi-Drug Quant. Calibration Curve Report

Batch results D:\MassHunter\Data\2024\AM 27 28\051424 AM 28 SC reextract\QuantResults\AM 28 casework.batch.bin
Last Cal. Update 5/15/2024 7:48 AM
Analyst Name ISP\datastor
Analyte Amphetamine **Internal Standard** Amphetamine-D11

Amphetamine - 8 Levels, 7 Levels Used, 8 Points, 7 Points Used, 4 QCs



Sample	Level	Enabled	Expected Concentration	Final Concentration	Accuracy
p1 Cal 1-5ng	1	✓	5.0	4.8	96.4
p1 Cal 2-10ng	2	✓	10.0	10.3	102.9
p1 Cal 3 -25ng	3	✓	25.0	26.8	107.1
p1 Cal 4-50ng	4	✓	50.0	53.8	107.6
p1 Cal 5-100ng	5	✓	100.0	103.1	103.1
p1 Cal 6-250ng	6	✓	250.0	237.8	95.1
p1 Cal 7-500ng	7	✓	500.0	438.3	87.7
p1 Cal 8-1000ng	8	x	1000.0	785.0	78.5

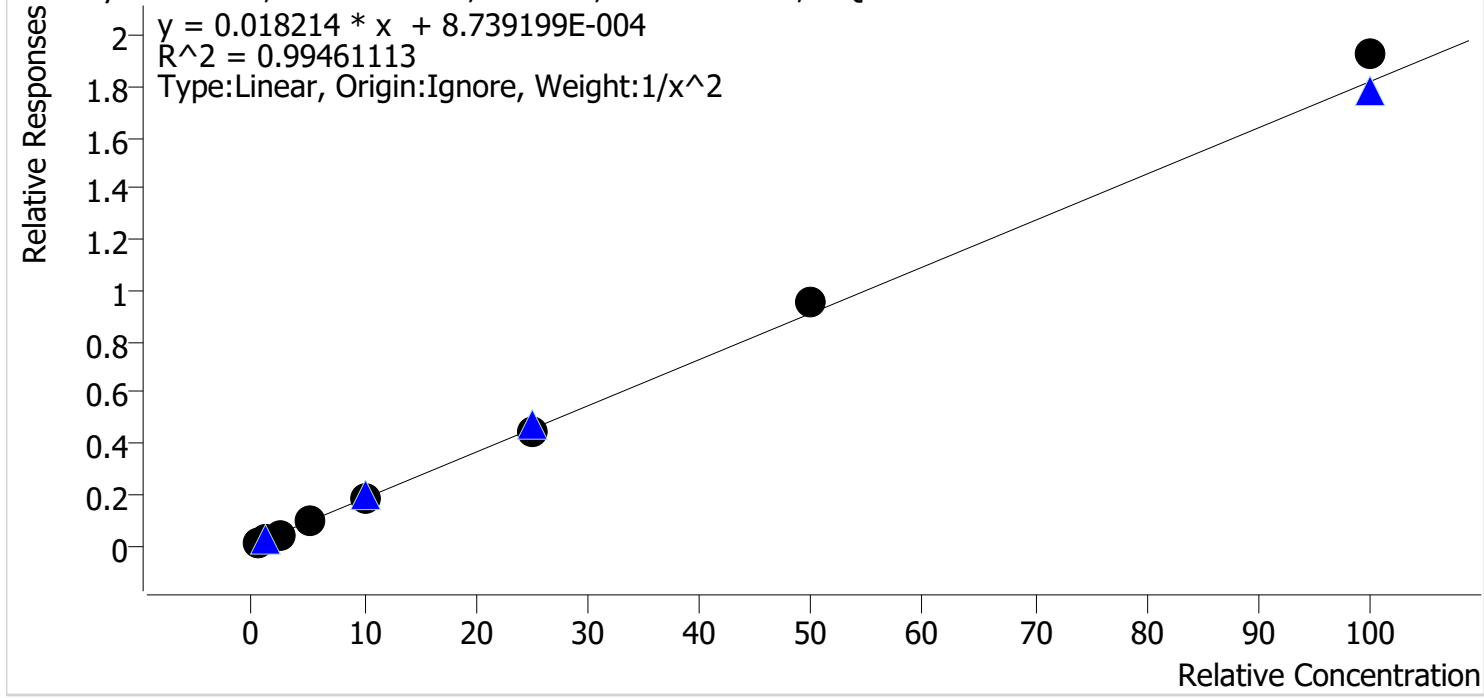
SC



AM #28 Multi-Drug Quant. Calibration Curve Report

Batch results D:\MassHunter\Data\2024\AM 27 28\051424 AM 28 SC reextract\QuantResults\AM 28 casework.batch.bin
Last Cal. Update 5/15/2024 7:48 AM
Analyst Name ISP\datastor
Analyte Fentanyl **Internal Standard** Fentanyl-D5

Fentanyl - 8 Levels, 8 Levels Used, 8 Points, 8 Points Used, 4 QCs



Sample	Level	Enabled	Expected Concentration	Final Concentration	Accuracy
p1 Cal 1-5ng	1	✓	0.5	0.5	106.5
p1 Cal 2-10ng	2	✓	1.0	0.9	89.6
p1 Cal 3 -25ng	3	✓	2.5	2.3	92.2
p1 Cal 4-50ng	4	✓	5.0	5.0	100.1
p1 Cal 5-100ng	5	✓	10.0	10.3	103.3
p1 Cal 6-250ng	6	✓	25.0	24.4	97.5
p1 Cal 7-500ng	7	✓	50.0	52.4	104.9
p1 Cal 8-1000ng	8	✓	100.0	105.9	105.9

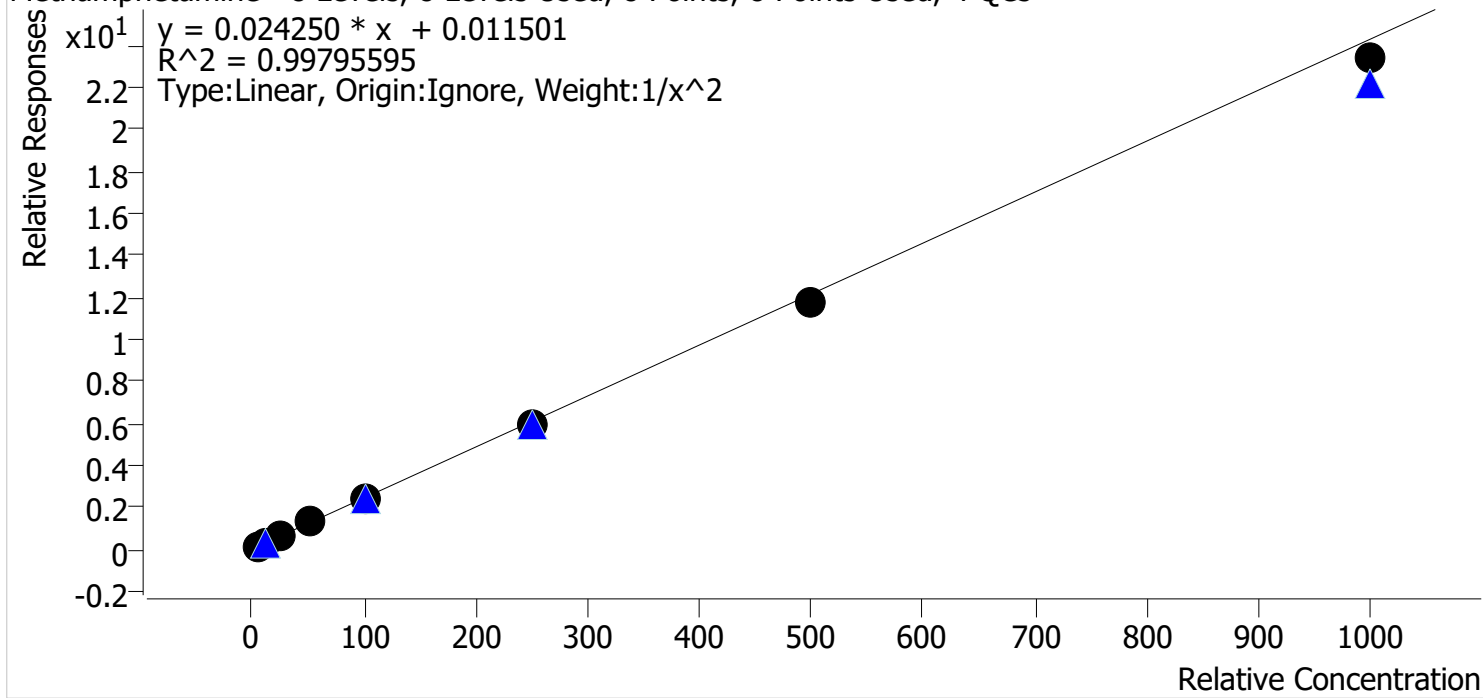
SC



AM #28 Multi-Drug Quant. Calibration Curve Report

Batch results D:\MassHunter\Data\2024\AM 27 28\051424 AM 28 SC reextract\QuantResults\AM 28 casework.batch.bin
Last Cal. Update 5/15/2024 7:48 AM
Analyst Name ISP\datastor
Analyte Methamphetamine **Internal Standard** Methamphetamine-D11

Methamphetamine - 8 Levels, 8 Levels Used, 8 Points, 8 Points Used, 4 QCs



Sample	Level	Enabled	Expected Concentration	Final Concentration	Accuracy
p1 Cal 1-5ng	1	✓	5.0	4.8	96.3
p1 Cal 2-10ng	2	✓	10.0	10.5	105.5
p1 Cal 3 -25ng	3	✓	25.0	25.6	102.6
p1 Cal 4-50ng	4	✓	50.0	52.5	105.1
p1 Cal 5-100ng	5	✓	100.0	100.2	100.2
p1 Cal 6-250ng	6	✓	250.0	244.5	97.8
p1 Cal 7-500ng	7	✓	500.0	481.4	96.3
p1 Cal 8-1000ng	8	✓	1000.0	962.6	96.3

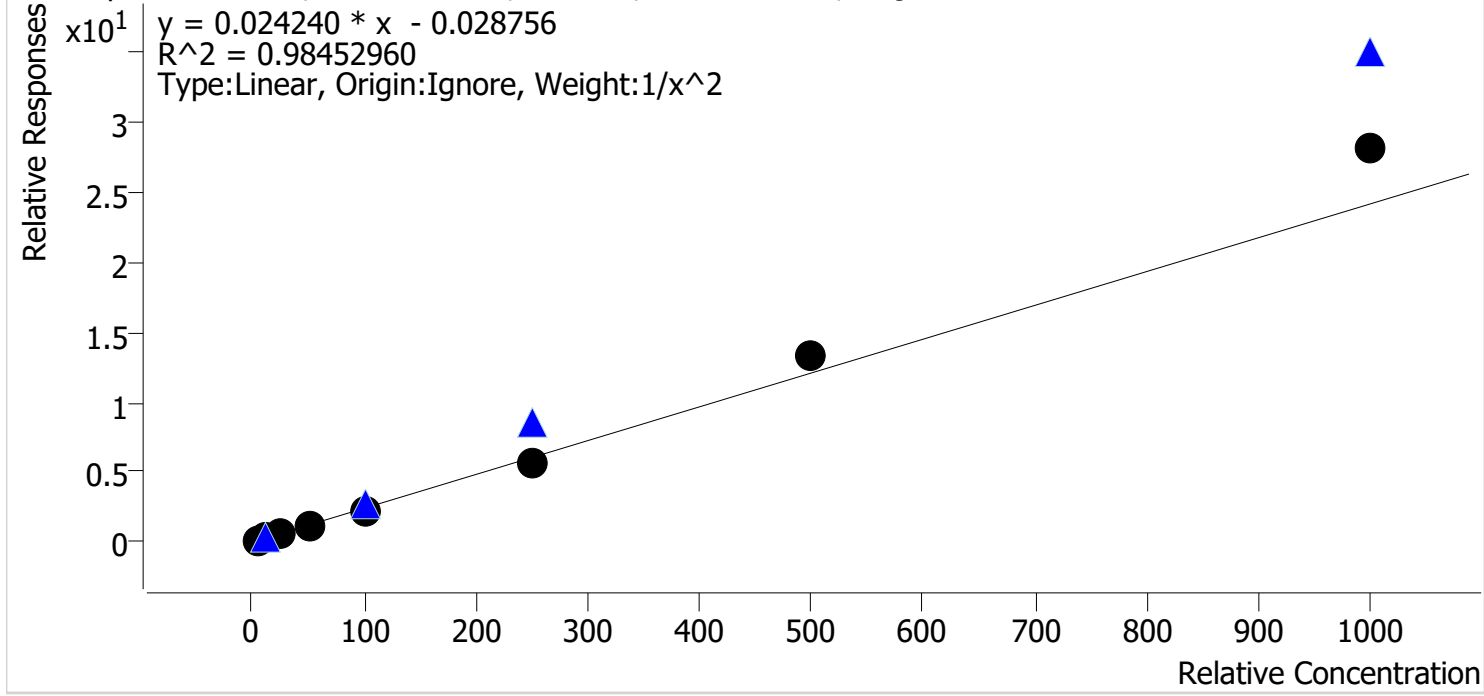
SC



AM #28 Multi-Drug Quant. Calibration Curve Report

Batch results D:\MassHunter\Data\2024\AM 27 28\051424 AM 28 SC reextract\QuantResults\AM 28 casework.batch.bin
Last Cal. Update 5/15/2024 7:48 AM
Analyst Name ISP\datastor
Analyte Mirtazapine **Internal Standard** alpha-PVP-D8

Mirtazapine - 8 Levels, 8 Levels Used, 8 Points, 8 Points Used, 4 QCs



Sample	Level	Enabled	Expected Concentration	Final Concentration	Accuracy
p1 Cal 1-5ng	1	✓	5.0	5.0	100.0
p1 Cal 2-10ng	2	✓	10.0	10.8	107.6
p1 Cal 3 -25ng	3	✓	25.0	21.5	85.9
p1 Cal 4-50ng	4	✓	50.0	46.4	92.8
p1 Cal 5-100ng	5	✓	100.0	93.2	93.2
p1 Cal 6-250ng	6	✓	250.0	230.8	92.3
p1 Cal 7-500ng	7	✓	500.0	555.9	111.2
p1 Cal 8-1000ng	8	✓	1000.0	1169.9	117.0

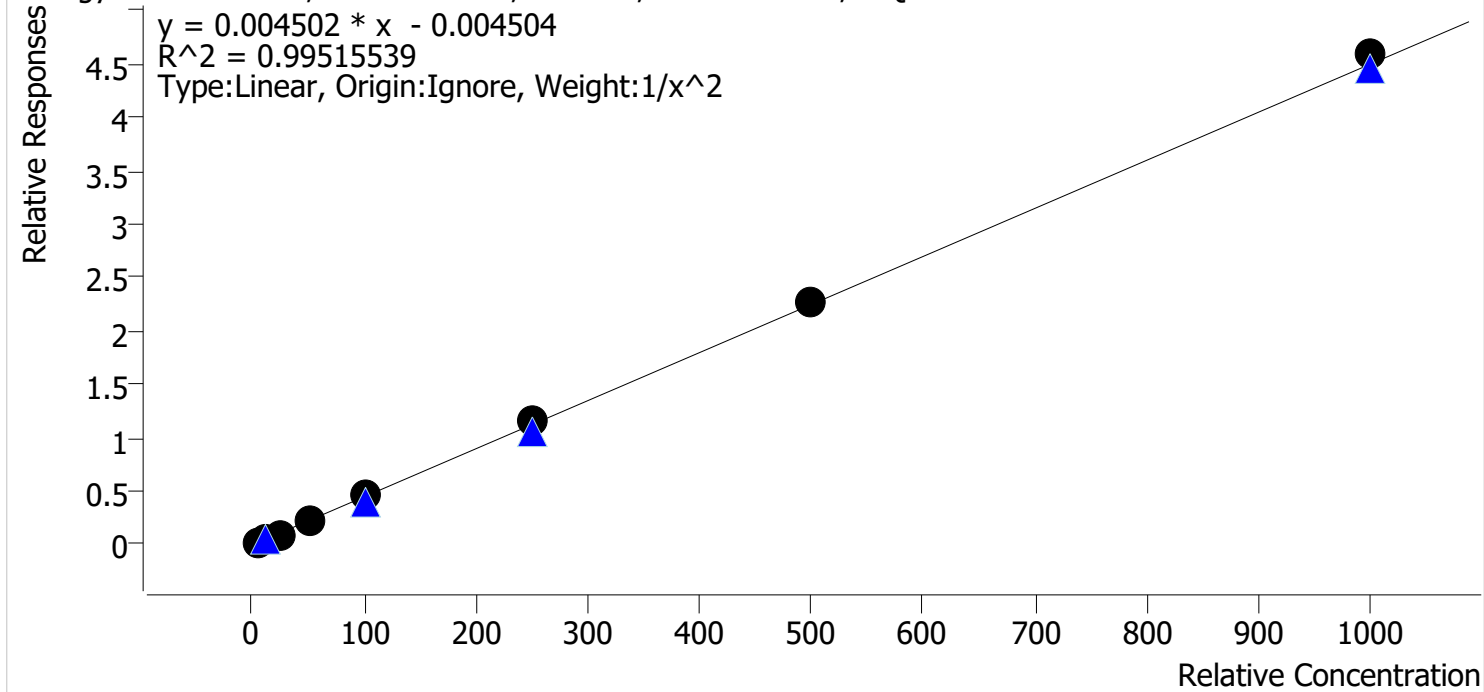
SC



AM #28 Multi-Drug Quant. Calibration Curve Report

Batch results D:\MassHunter\Data\2024\AM 27 28\051424 AM 28 SC reextract\QuantResults\AM 28 casework.batch.bin
Last Cal. Update 5/15/2024 7:48 AM
Analyst Name ISP\datastor
Analyte Mitragynine **Internal Standard** Methadone-D9

Mitragynine - 8 Levels, 8 Levels Used, 8 Points, 8 Points Used, 4 QCs



Sample	Level	Enabled	Expected Concentration	Final Concentration	Accuracy
p1 Cal 1-5ng	1	✓	5.0	5.2	103.2
p1 Cal 2-10ng	2	✓	10.0	9.8	98.5
p1 Cal 3 -25ng	3	✓	25.0	21.8	87.3
p1 Cal 4-50ng	4	✓	50.0	48.3	96.5
p1 Cal 5-100ng	5	✓	100.0	106.5	106.5
p1 Cal 6-250ng	6	✓	250.0	261.7	104.7
p1 Cal 7-500ng	7	✓	500.0	506.5	101.3
p1 Cal 8-1000ng	8	✓	1000.0	1020.7	102.1

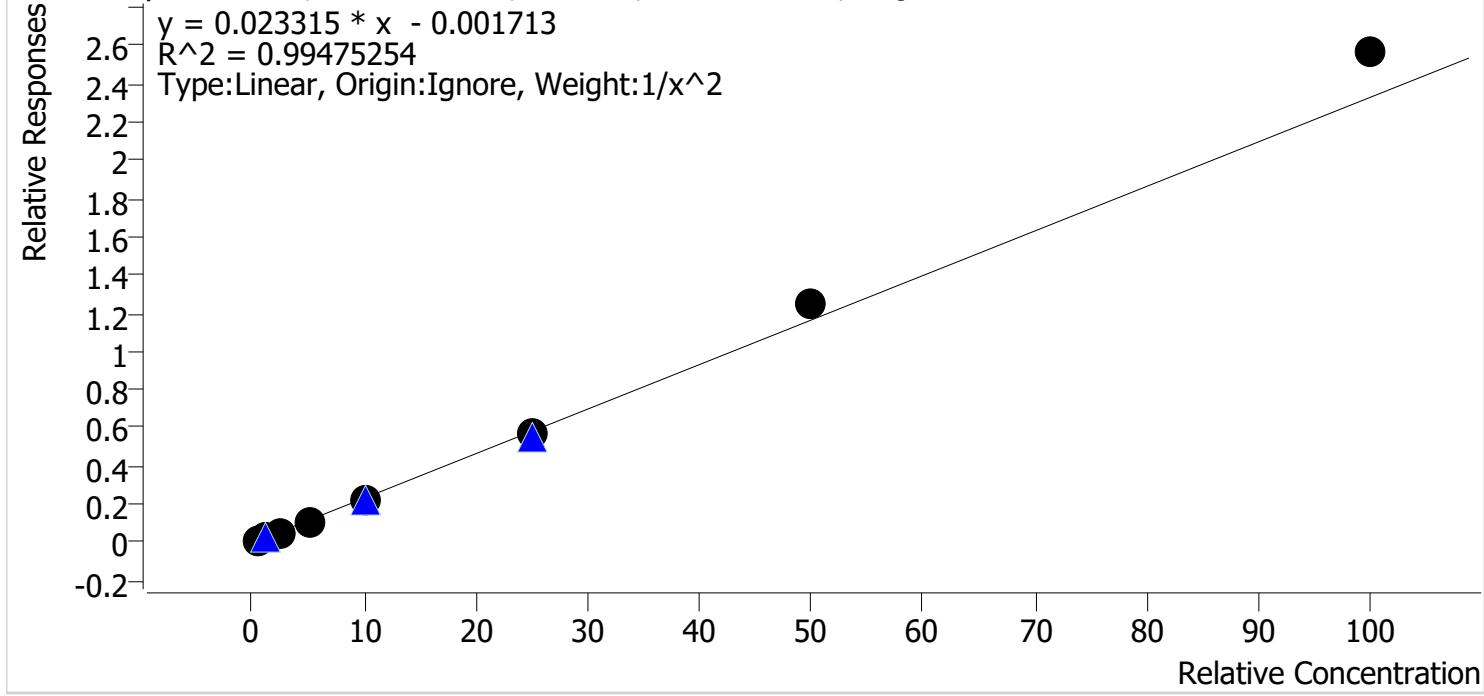
SC



AM #28 Multi-Drug Quant. Calibration Curve Report

Batch results D:\MassHunter\Data\2024\AM 27 28\051424 AM 28 SC reextract\QuantResults\AM 28 casework.batch.bin
Last Cal. Update 5/15/2024 7:48 AM
Analyst Name ISP\datastor
Analyte Norfentanyl Internal Standard Norfentanyl-D5

Norfentanyl - 8 Levels, 8 Levels Used, 8 Points, 8 Points Used, 4 QCs



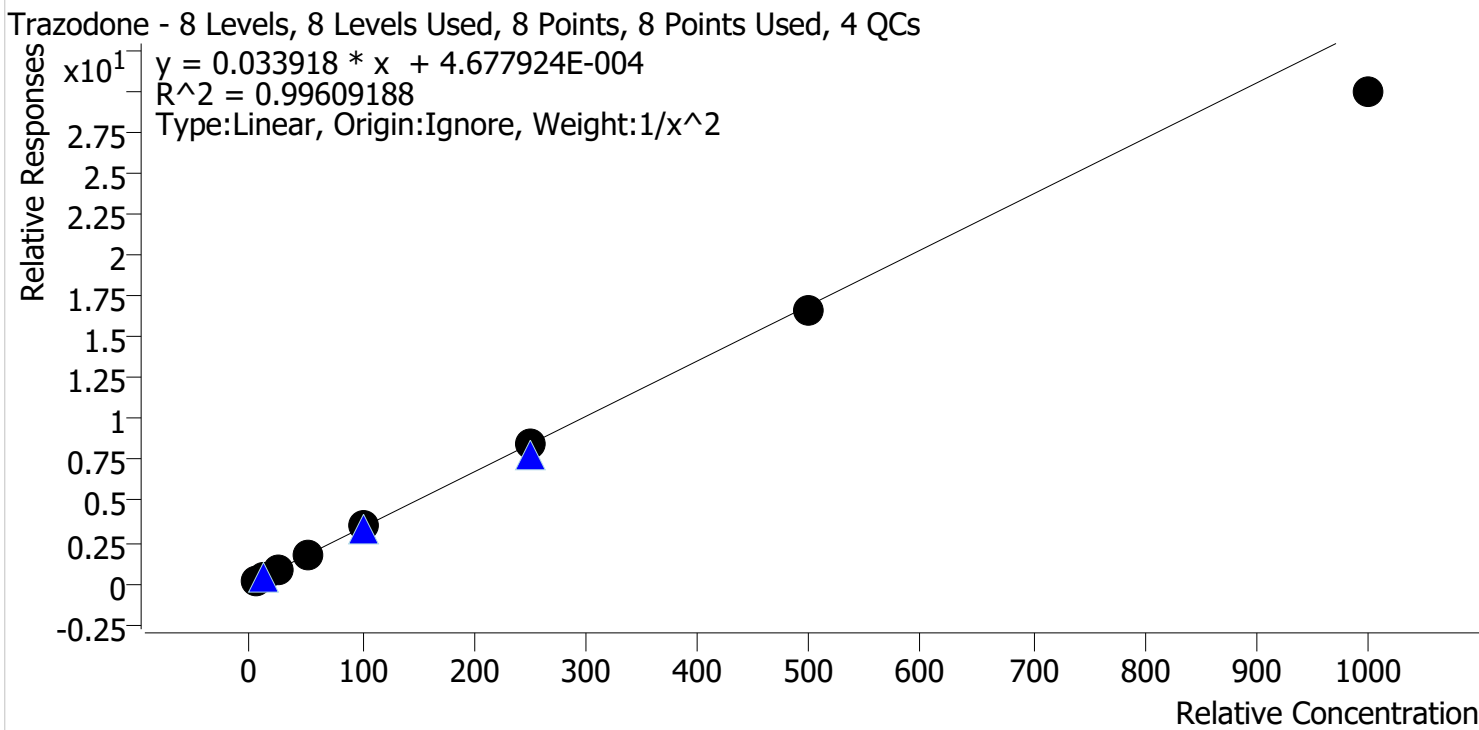
Sample	Level	Enabled	Expected Concentration	Final Concentration	Accuracy
p1 Cal 1-5ng	1	✓	0.5	0.5	103.3
p1 Cal 2-10ng	2	✓	1.0	1.0	97.8
p1 Cal 3 -25ng	3	✓	2.5	2.3	92.2
p1 Cal 4-50ng	4	✓	5.0	4.7	94.4
p1 Cal 5-100ng	5	✓	10.0	9.6	95.8
p1 Cal 6-250ng	6	✓	25.0	24.8	99.3
p1 Cal 7-500ng	7	✓	50.0	53.5	107.0
p1 Cal 8-1000ng	8	✓	100.0	110.1	110.1

SC



AM #28 Multi-Drug Quant. Calibration Curve Report

Batch results D:\MassHunter\Data\2024\AM 27 28\051424 AM 28 SC reextract\QuantResults\AM 28 casework.batch.bin
Last Cal. Update 5/15/2024 7:48 AM
Analyst Name ISP\datastor
Analyte Trazodone **Internal Standard** Trazodone-D6



Sample	Level	Enabled	Expected Concentration	Final Concentration	Accuracy
p1 Cal 1-5ng	1	✓	5.0	4.9	98.8
p1 Cal 2-10ng	2	✓	10.0	9.9	99.1
p1 Cal 3 -25ng	3	✓	25.0	26.5	106.0
p1 Cal 4-50ng	4	✓	50.0	51.8	103.5
p1 Cal 5-100ng	5	✓	100.0	104.1	104.1
p1 Cal 6-250ng	6	✓	250.0	253.7	101.5
p1 Cal 7-500ng	7	✓	500.0	493.7	98.7
p1 Cal 8-1000ng	8	✓	1000.0	883.5	88.3

SC



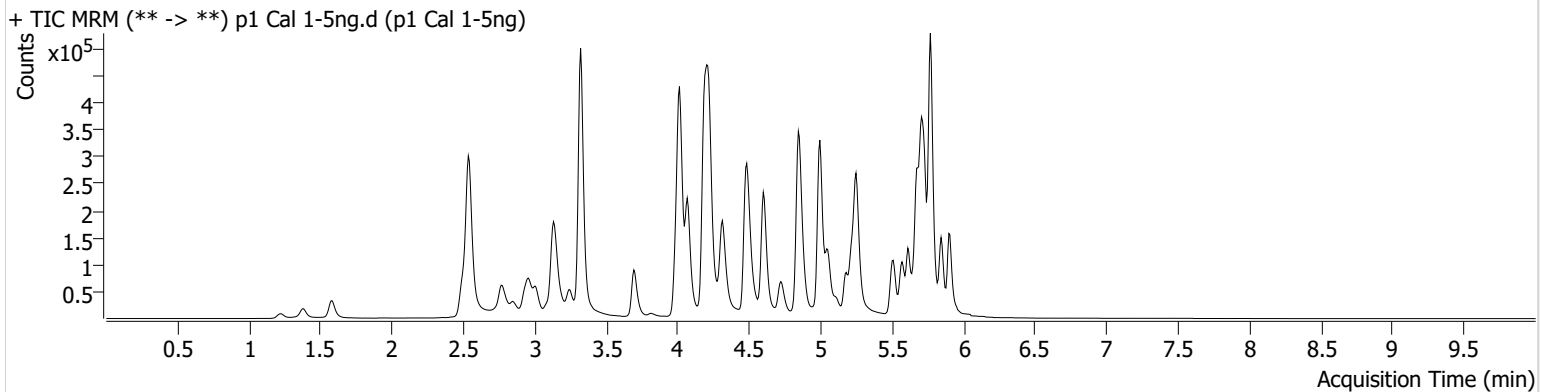
AM #28 Multi-Drug Quant. Results

Batch results D:\MassHunter\Data\2024\AM 27 28\051424 AM 28 SC reextract\QuantResults\AM 28 casework.batch.bin
Calibration Last Update 5/15/2024 7:48:35 AM

Instrument Falco (069901) **Data File** p1 Cal 1-5ng.d
Type Cal **Sample** p1 Cal 1-5ng
Acq. Method AM 28 MDQ P1.m **Operator** Sarah Collins
Sample Position P2-H12 **Comment**
Injection Volume 2
Acq. Date-Time 5/14/2024 11:13:37 AM
Sample Info.

Only drugs and concentrations listed on the laboratory report itself are appropriate to be used for interpretation purposes. Any drugs or values included in the notes but not included on the report are used by laboratory personnel to make determinations/reach conclusions within the confines of the methods.

Sample Chromatogram



Name	RT	Resp.	S/N	Ratio	S/N	ISTD Resp.	Final Conc.
Amphetamine	3.013	48725	695.42	47.7	191.86	136275	4.8214 ng/ml
Fentanyl	5.055	974	344.62	64.4	627.41	92136	0.5327 ng/ml
Fluorofentanyl	5.116	1825	37.45	42.2	1237.88	648	0.3031 ng/ml
Methamphetamine	3.189	26046	120.83	38.6	36.25	202980	4.8170 ng/ml
Mirtazapine	4.593	35676	332.86	54.9	196.94	385781	5.0014 ng/ml
Mitragynine	5.191	3751	2721.84	36.6	415.65	200261	5.1613 ng/ml
Norfentanyl	4.035	7338	70.52	35.2	22.93	710394	0.5165 ng/ml
Olanzapine	4.414	3123	136.35	57.7	390.64	15558	5.0231 ng/ml
Trazodone	5.109	31647	661.72	54.9	51.17	188420	4.9380 ng/ml

SC



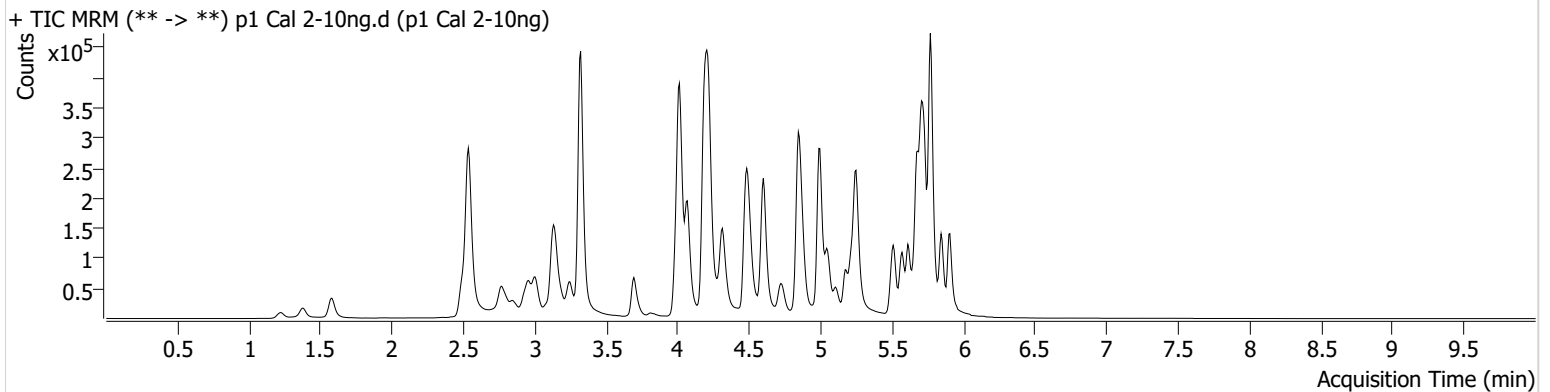
AM #28 Multi-Drug Quant. Results

Batch results D:\MassHunter\Data\2024\AM 27 28\051424 AM 28 SC reextract\QuantResults\AM 28 casework.batch.bin
Calibration Last Update 5/15/2024 7:48:35 AM

Instrument Falco (069901) **Data File** p1 Cal 2-10ng.d
Type Cal **Sample** p1 Cal 2-10ng
Acq. Method AM 28 MDQ P1.m **Operator** Sarah Collins
Sample Position P2-G12 **Comment**
Injection Volume 2
Acq. Date-Time 5/14/2024 11:24:24 AM
Sample Info.

Only drugs and concentrations listed on the laboratory report itself are appropriate to be used for interpretation purposes. Any drugs or values included in the notes but not included on the report are used by laboratory personnel to make determinations/reach conclusions within the confines of the methods.

Sample Chromatogram



Name	RT	Resp.	S/N	Ratio	S/N	ISTD Resp.	Final Conc.
Amphetamine	3.006	72109	305.12	47.6	618.98	99418	10.2900 ng/ml
Fentanyl	5.055	1471	21.66	80.5	594.04	85526	0.8965 ng/ml
Fluorofentanyl	5.110	3003	78.64	46.9	881.59	674	0.5980 ng/ml
Methamphetamine	3.189	41994	47.46	37.6	145.14	157141	10.5455 ng/ml
Mirtazapine	4.593	62265	59764.58	53.9	2159.78	268246	10.7623 ng/ml
Mitragynine	5.191	6489	319.12	41.4	4046.80	162961	9.8454 ng/ml
Norfentanyl	4.035	12138	13624.76	37.2	66.94	575242	0.9785 ng/ml
Olanzapine	4.421	5899	74.76	56.2	56.64	13958	9.7443 ng/ml
Trazodone	5.102	56293	4463.24	58.7	18640.95	167302	9.9064 ng/ml

SC



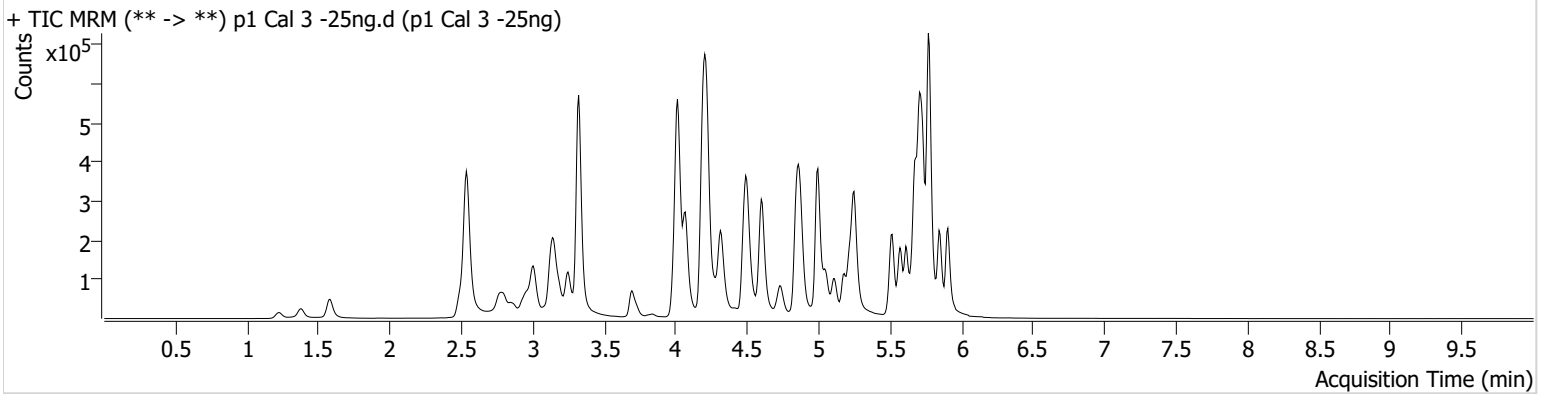
AM #28 Multi-Drug Quant. Results

Batch results D:\MassHunter\Data\2024\AM 27 28\051424 AM 28 SC reextract\QuantResults\AM 28 casework.batch.bin
Calibration Last Update 5/15/2024 7:48:35 AM

Instrument Falco (069901) **Data File** p1 Cal 3 -25ng.d
Type Cal **Sample** p1 Cal 3 -25ng
Acq. Method AM 28 MDQ P1.m **Operator** Sarah Collins
Sample Position P2-F12 **Comment**
Injection Volume 2
Acq. Date-Time 5/14/2024 11:35:02 AM
Sample Info.

Only drugs and concentrations listed on the laboratory report itself are appropriate to be used for interpretation purposes. Any drugs or values included in the notes but not included on the report are used by laboratory personnel to make determinations/reach conclusions within the confines of the methods.

Sample Chromatogram



Name	RT	Resp.	S/N	Ratio	S/N	ISTD Resp.	Final Conc.
Amphetamine	3.006	191350	1877.11	46.5	136.20	104322	26.7798 ng/ml
Fentanyl	5.062	3389	85.09	72.5	10.18	79047	2.3059 ng/ml
Fluorofentanyl	5.116	7214	∞	46.1	413.65	426	2.8459 ng/ml
Methamphetamine	3.189	113469	182.89	36.7	98.19	179159	25.6426 ng/ml
Mirtazapine	4.593	142021	1062.41	57.8	17740.98	288828	21.4718 ng/ml
Mitragynine	5.191	16175	168.53	35.2	5413.15	172590	21.8187 ng/ml
Norfentanyl	4.035	31756	62.94	37.3	20.19	610194	2.3056 ng/ml
Olanzapine	4.421	16273	2737.32	51.3	268.51	13458	26.4745 ng/ml
Trazodone	5.109	143537	154.22	57.0	57533.75	159683	26.4877 ng/ml

SC



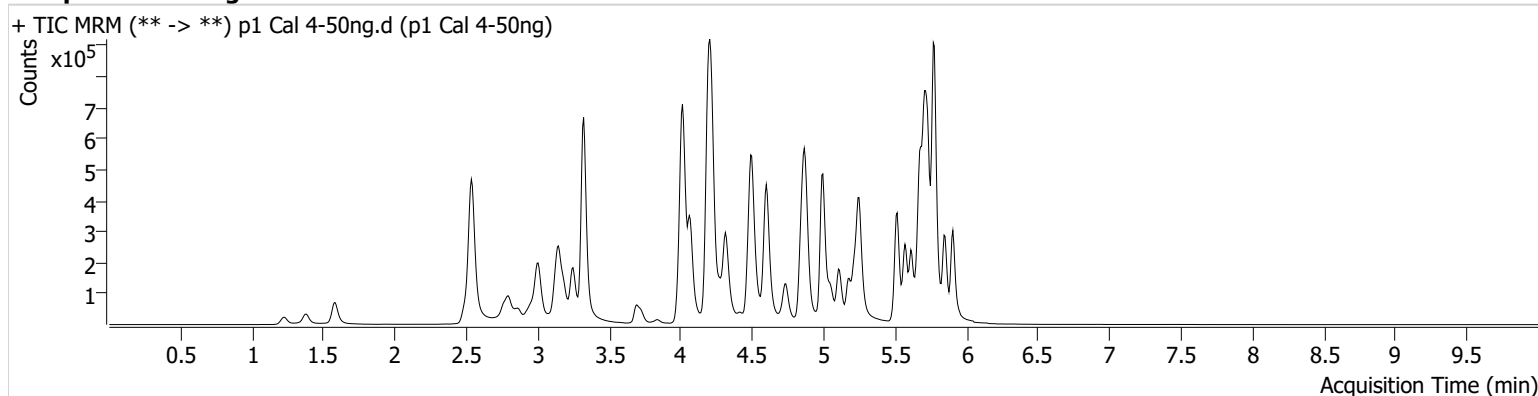
AM #28 Multi-Drug Quant. Results

Batch results D:\MassHunter\Data\2024\AM 27 28\051424 AM 28 SC reextract\QuantResults\AM 28 casework.batch.bin
Calibration Last Update 5/15/2024 7:48:35 AM

Instrument Falco (069901) **Data File** p1 Cal 4-50ng.d
Type Cal **Sample** p1 Cal 4-50ng
Acq. Method AM 28 MDQ P1.m **Operator** Sarah Collins
Sample Position P2-E12 **Comment**
Injection Volume 2
Acq. Date-Time 5/14/2024 11:45:38 AM
Sample Info.

Only drugs and concentrations listed on the laboratory report itself are appropriate to be used for interpretation purposes. Any drugs or values included in the notes but not included on the report are used by laboratory personnel to make determinations/reach conclusions within the confines of the methods.

Sample Chromatogram



Name	RT	Resp.	S/N	Ratio	S/N	ISTD Resp.	Final Conc.
Amphetamine	3.006	305670	153.52	46.9	1570.14	83690	53.8171 ng/ml
Fentanyl	5.055	6897	108.89	72.3	6401.32	74959	5.0039 ng/ml
Fluorofentanyl	5.110	14038	78.25	42.4	4237.56	537	4.4983 ng/ml
Methamphetamine	3.182	196471	771.56	37.4	362.63	152852	52.5298 ng/ml
Mirtazapine	4.593	282752	256425.23	55.1	14525.11	257939	46.4094 ng/ml
Mitragynine	5.191	31975	282.67	32.2	446.61	150296	48.2581 ng/ml
Norfentanyl	4.035	55793	177.86	36.2	88.26	515231	4.7180 ng/ml
Olanzapine	4.414	33715	327.26	55.1	2683.03	14683	49.5963 ng/ml
Trazodone	5.102	273807	293307.80	57.1	248015.08	155907	51.7641 ng/ml

SC



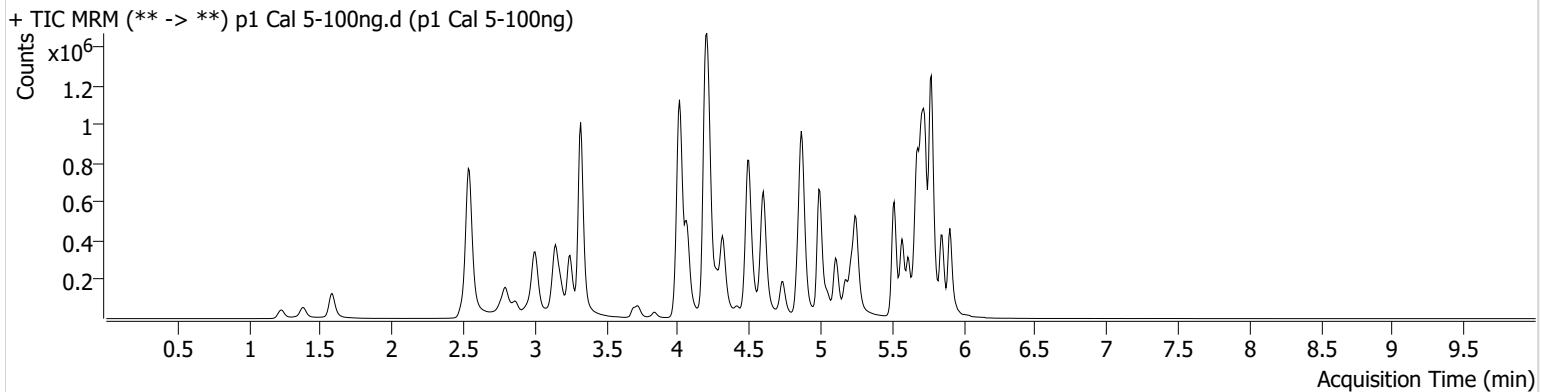
AM #28 Multi-Drug Quant. Results

Batch results D:\MassHunter\Data\2024\AM 27 28\051424 AM 28 SC reextract\QuantResults\AM 28 casework.batch.bin
Calibration Last Update 5/15/2024 7:48:35 AM

Instrument Falco (069901) **Data File** p1 Cal 5-100ng.d
Type Cal **Sample** p1 Cal 5-100ng
Acq. Method AM 28 MDQ P1.m **Operator** Sarah Collins
Sample Position P2-D12 **Comment**
Injection Volume 2
Acq. Date-Time 5/14/2024 11:56:15 AM
Sample Info.

Only drugs and concentrations listed on the laboratory report itself are appropriate to be used for interpretation purposes. Any drugs or values included in the notes but not included on the report are used by laboratory personnel to make determinations/reach conclusions within the confines of the methods.

Sample Chromatogram



Name	RT	Resp.	S/N	Ratio	S/N	ISTD Resp.	Final Conc.
Amphetamine	3.006	558228	8518.33	46.5	703.99	80108	103.1268 ng/ml
Fentanyl	5.055	11664	72.75	73.1	90.63	61724	10.3266 ng/ml
Fluorofentanyl	5.110	25238	256.15	43.0	846.31	451	9.8704 ng/ml
Methamphetamine	3.182	277594	298.19	37.6	198.08	113680	100.2214 ng/ml
Mirtazapine	4.587	487565	4086.03	55.2	444830.53	218718	93.1508 ng/ml
Mitragynine	5.191	55863	492.77	34.0	22039.99	117646	106.4793 ng/ml
Norfentanyl	4.035	111833	1234.36	37.0	365.98	504597	9.5793 ng/ml
Olanzapine	4.414	61825	324.23	56.4	418.67	14107	93.9751 ng/ml
Trazodone	5.102	501530	48931.82	57.8	82954.12	141989	104.1240 ng/ml

SC



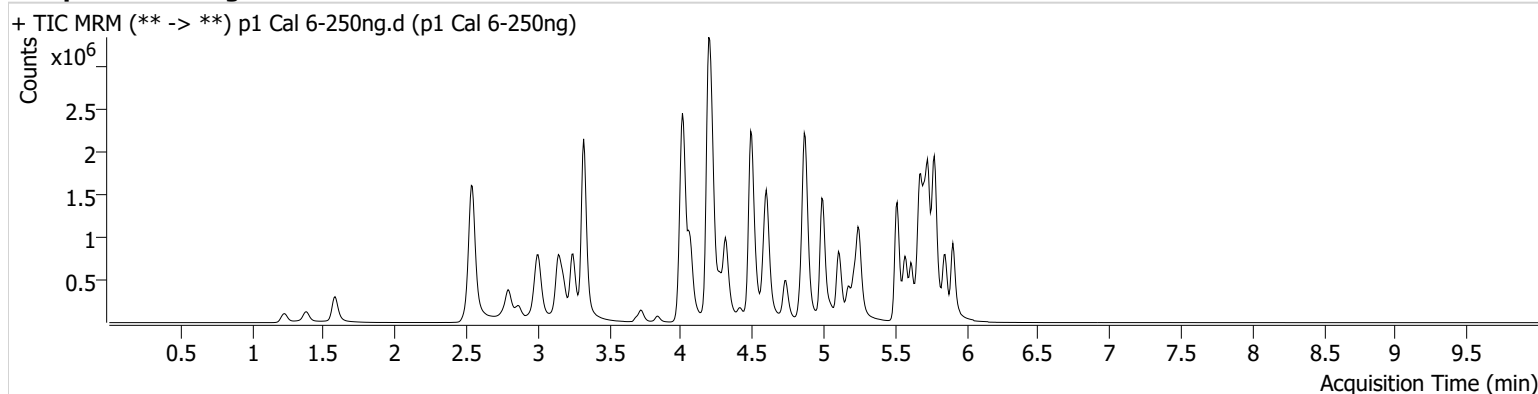
AM #28 Multi-Drug Quant. Results

Batch results D:\MassHunter\Data\2024\AM 27 28\051424 AM 28 SC reextract\QuantResults\AM 28 casework.batch.bin
Calibration Last Update 5/15/2024 7:48:35 AM

Instrument Falco (069901) **Data File** p1 Cal 6-250ng.d
Type Cal **Sample** p1 Cal 6-250ng
Acq. Method AM 28 MDQ P1.m **Operator** Sarah Collins
Sample Position P2-C12 **Comment**
Injection Volume 2
Acq. Date-Time 5/14/2024 12:06:52 PM
Sample Info.

Only drugs and concentrations listed on the laboratory report itself are appropriate to be used for interpretation purposes. Any drugs or values included in the notes but not included on the report are used by laboratory personnel to make determinations/reach conclusions within the confines of the methods.

Sample Chromatogram



Name	RT	Resp.	S/N	Ratio	S/N	ISTD Resp.	Final Conc.
Amphetamine	3.006	1360223	21146.75	46.0	21256.01	84873	237.8258 ng/ml
Fentanyl	5.055	27982	255.56	72.6	14312.81	62922	24.3680 ng/ml
Fluorofentanyl	5.110	65210	168.69	39.9	612.14	512	22.7162 ng/ml
Methamphetamine	3.182	755443	472.83	37.7	416.04	127152	244.5222 ng/ml
Mirtazapine	4.587	1304612	114428.90	54.2	404.70	234410	230.7890 ng/ml
Mitragynine	5.184	136467	594.40	32.9	316.56	116280	261.6976 ng/ml
Norfentanyl	4.035	278502	1626.39	37.9	1015.76	482578	24.8264 ng/ml
Olanzapine	4.414	202797	962.66	56.4	8995.30	17277	250.4289 ng/ml
Trazodone	5.102	1365958	1631.93	59.4	970466.14	158725	253.7080 ng/ml

SC



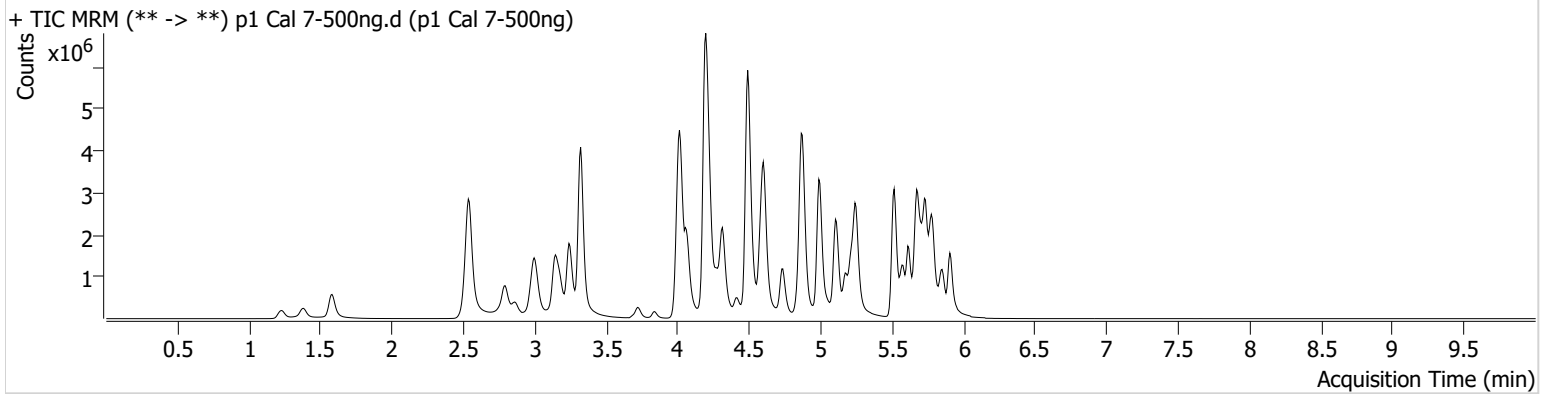
AM #28 Multi-Drug Quant. Results

Batch results D:\MassHunter\Data\2024\AM 27 28\051424 AM 28 SC reextract\QuantResults\AM 28 casework.batch.bin
Calibration Last Update 5/15/2024 7:48:35 AM

Instrument Falco (069901) **Data File** p1 Cal 7-500ng.d
Type Cal **Sample** p1 Cal 7-500ng
Acq. Method AM 28 MDQ P1.m **Operator** Sarah Collins
Sample Position P2-B12 **Comment**
Injection Volume 2
Acq. Date-Time 5/14/2024 12:17:29 PM
Sample Info.

Only drugs and concentrations listed on the laboratory report itself are appropriate to be used for interpretation purposes. Any drugs or values included in the notes but not included on the report are used by laboratory personnel to make determinations/reach conclusions within the confines of the methods.

Sample Chromatogram



Name	RT	Resp.	S/N	Ratio	S/N	ISTD Resp.	Final Conc.
Amphetamine	2.999	2566844	93.20	44.8	716.25	86985	438.3108 ng/ml
Fentanyl	5.055	79266	84.60	72.8	493.95	82909	52.4428 ng/ml
Fluorofentanyl	5.110	175326	6819.76	40.9	2169.28	581	54.0588 ng/ml
Methamphetamine	3.182	1403179	576.02	37.2	537.39	120074	481.4146 ng/ml
Mirtazapine	4.586	3431231	137364.98	53.9	38483.01	255167	555.9368 ng/ml
Mitragynine	5.184	349062	510540.83	33.8	94633.80	153387	506.5105 ng/ml
Norfentanyl	4.035	521656	347.12	37.9	615.21	418626	53.5205 ng/ml
Olanzapine	4.414	681703	3190.26	55.2	1551.48	28964	501.3943 ng/ml
Trazodone	5.102	3930846	11475.16	62.6	168644.90	234722	493.7242 ng/ml

SC



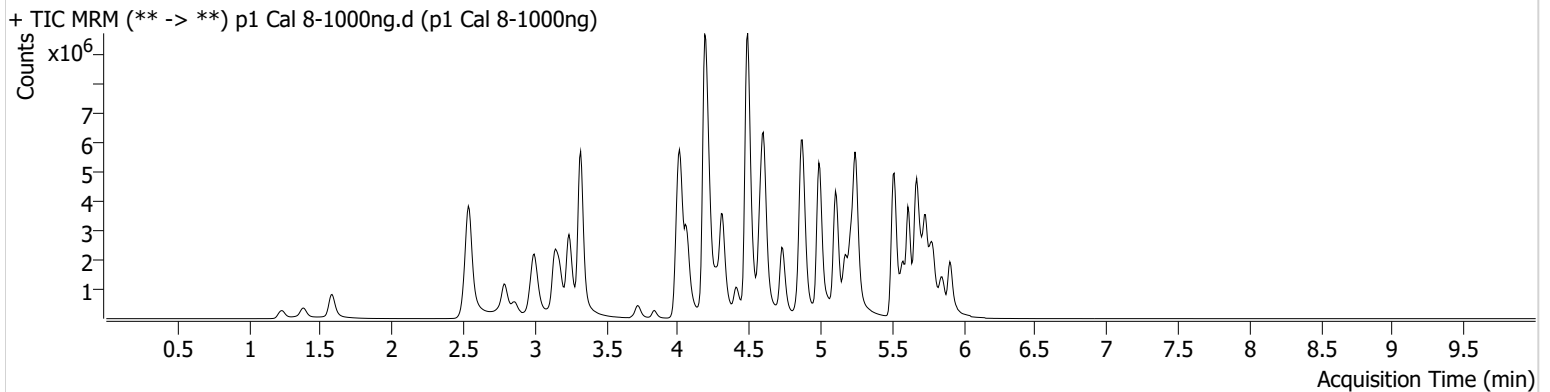
AM #28 Multi-Drug Quant. Results

Batch results D:\MassHunter\Data\2024\AM 27 28\051424 AM 28 SC reextract\QuantResults\AM 28 casework.batch.bin
Calibration Last Update 5/15/2024 7:48:35 AM

Instrument Falco (069901) **Data File** p1 Cal 8-1000ng.d
Type Cal **Sample** p1 Cal 8-1000ng
Acq. Method AM 28 MDQ P1.m **Operator** Sarah Collins
Sample Position P2-A12 **Comment**
Injection Volume 2
Acq. Date-Time 5/14/2024 12:28:06 PM
Sample Info.

Only drugs and concentrations listed on the laboratory report itself are appropriate to be used for interpretation purposes. Any drugs or values included in the notes but not included on the report are used by laboratory personnel to make determinations/reach conclusions within the confines of the methods.

Sample Chromatogram



Name	RT	Resp.	S/N	Ratio	S/N	ISTD Resp.	Final Conc.
Amphetamine	2.999	4172702	70622.81	44.6	28987.19	78992	785.0148 ng/ml
Fentanyl	5.055	226537	607.92	72.9	1400.78	117409	105.8848 ng/ml
Fluorofentanyl	5.110	491657	7036.21	41.1	16197.08	896	98.5103 ng/ml
Methamphetamine	3.175	2855306	3221.76	37.4	210.71	122257	962.6059 ng/ml
Mirtazapine	4.580	6337503	2576.92	52.5	441439.17	223710	1169.8879 ng/ml
Mitragynine	5.184	830115	1295.52	33.8	115458.29	180836	1020.6874 ng/ml
Norfentanyl	4.035	673528	43249.77	39.1	314.71	262485	110.1301 ng/ml
Olanzapine	4.407	1601196	1880.29	55.8	75137.25	33227	1025.7905 ng/ml
Trazodone	5.102	6849786	770284.28	67.2	206343.29	228587	883.4532 ng/ml